

This document contains key information you should know about Global X Enhanced Equal Weight Canadian Banks Covered Call ETF. You can find more details about this exchange traded fund (ETF) in its prospectus. Ask your representative for a copy, contact Global X Investments Canada Inc. at info@globalx.ca or 1-866-641-5739, or visit www.globalx.ca.

Before you invest, consider how the ETF would work with your other investments and your tolerance for risk.

Prior to the opening of trading on May 1, 2024, the name of the ETF has changed from Horizons Enhanced Equal Weight Canadian Banks Covered Call ETF to Global X Enhanced Equal Weight Canadian Banks Covered Call ETF.

The ETF is an alternative mutual fund within the meaning of NI 81-102, and is permitted to use strategies generally prohibited by conventional mutual funds, such as the ability to invest more than 10% of the ETF's net asset value in securities of a single issuer, the ability to borrow cash and to employ leverage. While these strategies will only be used in accordance with the applicable investment objectives and strategies of the ETF, during certain market conditions they may accelerate the risk that an investment in Units of the ETF decreases in value.

Quick facts

Date ETF started:	July 6, 2023	Fund manager:	Global X Investments Canada Inc.
Total value on March 31, 2024:	\$74.9 Million	Portfolio manager:	Global X Investments Canada Inc.
Management expense ratio (MER):	2.59%	Distributions:	Monthly

Trading information (12 months ending March 28, 2024)

Ticker symbol:	BKCL	Average daily volume:	50,617 units
Exchange:	Toronto Stock Exchange (TSX)	Number of days traded:	196 out of 197 trading days
Currency:	Canadian dollars		

Pricing information (12 months ending March 28, 2024)

Market price:	\$16.64 - \$20.73	Average bid-ask spread:	0.10%
Net asset value {NAV}:	\$16.62 - \$20.73		

What does the ETF invest in?

The ETF seeks to provide, to the extent reasonably possible and net of expenses: (a) exposure to the performance of an index of equal-weighted equity securities of diversified Canadian banks (currently, the Solactive Equal Weight Canada Banks Index); and (b) high monthly distributions of dividend and call option income. To generate income, the ETF will be exposed to a dynamic covered call option writing program. The ETF will also employ leverage through cash borrowing and will generally endeavour to maintain a leverage ratio of approximately 125%.

The charts below give you a snapshot of the ETF's investments on March 31, 2024. The ETF's investments will change.

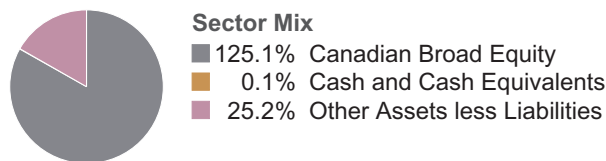
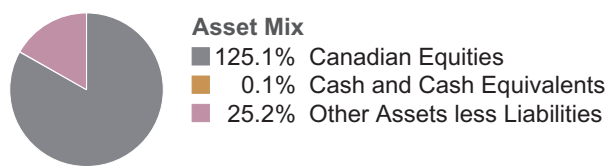
Top 10 investments (March 31, 2024)

1. Horizons Equal Weight Canadian Bank Covered Call ETF 125.1%
2. Cash and Cash Equivalents 0.1%

Total percentage of top 2 investments 125.2%

Total number of investments: 2

Investment mix (March 31, 2024)



How risky is it?

The value of the ETF can go down as well as up. You could lose money.

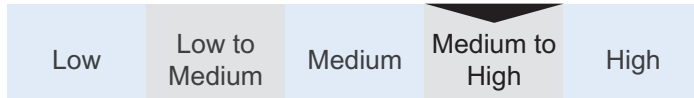
One way to gauge risk is to look at how much an ETF's returns change over time. This is called "volatility".

In general, ETF's with higher volatility will have returns that change more over time. They typically have a greater chance of losing money and may have a greater chance of higher returns. ETFs with lower volatility tend to have returns that change less over time. They typically have lower returns and may have a lower chance of losing money.

Risk rating

Global X Investments Canada Inc. has rated the volatility of this ETF as **Medium to High**.

This rating is based on how much the ETF's returns have changed from year to year. It doesn't tell you how volatile the ETF will be in the future. The rating can change over time. An ETF with a low risk rating can still lose money.



For more information about the risk rating and specific risks that can affect the ETF's returns, see the "Risk Factors" section of the ETF's prospectus.

No guarantees

ETFs do not have any guarantees. You may not get back the amount of money you invest.

How has the ETF performed?

This section tells you how units of the ETF have performed, with returns calculated using the ETF's net asset value (NAV). However, this information is not available because the ETF is new.

Year-by-year returns

This section tells you how units of the ETF have performed in past calendar years. However, this information is not available because the ETF has not yet completed a calendar year.

Best and worst 3-month returns

This section shows the best and worst returns for the units of the ETF in a 3-month period. However, this information is not available because the ETF has not yet completed a calendar year.

Average return

This section shows the value and annual compounded rate of return of a hypothetical \$1,000 investment in units of the ETF. However, this information is not available because the ETF has not yet completed 12 consecutive months.

Trading ETFs

ETFs hold a basket of investments, like mutual funds, but trade on exchanges like stocks. Here are a few things to keep in mind when trading ETFs:

Pricing

ETFs have two sets of prices: market price and net asset value (NAV).

Market price

- ETFs are bought and sold on exchanges at the market price. The market price can change throughout the trading day. Factors like supply, demand, and changes in the value of an ETF's investments can effect the market price.
- You can get price quotes any time during the trading day. Quotes have two parts: **bid** and **ask**.
- The bid is the highest price a buyer is willing to pay if you want to sell your ETF units. The ask is the lowest price a seller is willing to accept if you want to buy ETF units. The difference between the two is called the "**bid-ask spread**".
- In general, a smaller bid-ask spread means the ETF is more liquid. That means you are more likely to get the price you expect.

Net asset value (NAV)

- Like mutual funds, ETFs have a NAV. It is calculated after the close of each trading day and reflects the value of an ETF's investments at that point in time.
- NAV is used to calculate financial information for reporting purposes – like the returns shown in this document.

Orders

There are two main options for placing trades: market orders and limit orders. A market order lets you buy or sell units at the current market price. A limit order lets you set the price at which you are willing to buy or sell units.

Timing

In general, market prices of ETFs can be more volatile around the start and end of the trading day. Consider using a limit order or placing a trade at another time during the trading day.

Who is this ETF for?

Investors who:

- are looking for looking for monthly distributions
- want leveraged exposure to a portfolio of Canadian banks that seeks income enhancement
- are comfortable with risk and with fluctuations in the market value of their investment.

A word about tax

In general, you'll have to pay income tax on any money you make on an ETF. How much you pay depends on the tax laws where you live and whether or not you hold the ETF in a registered plan, such as a Registered Retirement Savings Plan or a Tax-Free Savings Account.

Keep in mind that if you hold your ETF in a non-registered account, distributions from the ETF are included in your taxable income, whether you get them in cash or have them reinvested.

How much does it cost?

This section shows the fees and expenses you could pay to buy, own and sell units of the ETF. Fees and expenses, including any trailing commissions, can vary among ETFs.

Higher commissions can influence representatives to recommend one investment over another. Ask about other ETFs and investments that may be suitable for you at a lower cost.

1. Brokerage commissions

You may have to pay a commission every time you buy and sell units of the ETF. Commissions may vary by brokerage firm. Some brokerage firms may offer commission-free ETFs or require a minimum purchase amount.

2. ETF expenses

You don't pay these expenses directly. They affect you because they reduce the ETF's returns.

As of December 31, 2023, the ETF's expenses were 2.86% of its value. This equals \$28.60 for every \$1,000 invested.

	Annual rate (as a % of the ETF's value)
Management expense ratio (MER) This is the total of the ETF's management fee and operating expenses.	2.59%
Trading expense ratio (TER) These are the ETF's trading costs.	0.27%
ETF expenses	2.86%

Trailing commission

The trailing commission is an ongoing commission. It is paid for as long as you own the ETF. It is for the services and advice that your representative and their firm provide to you.

This ETF doesn't have a trailing commission.

What if I change my mind?

Under securities law in some provinces and territories, you have the right to cancel your purchase within 48 hours after you receive confirmation of the purchase.

In some provinces and territories, you also have the right to cancel a purchase, or in some jurisdictions, claim damages, if the prospectus, ETF Facts or financial statements contain a misrepresentation. You must act within the time limit set by the securities law in your province or territory.

For more information, see the securities law of your province or territory or ask a lawyer.

For more information

Contact Global X Investments Canada Inc. or your representative for a copy of the ETF's prospectus and other disclosure documents. These documents and the ETF Facts make up the ETF's legal documents.

Global X Investments Canada Inc.

55 University Avenue
Toronto, Ontario
M5J 2H7

Toll Free 1-866-641-5739
www.globalx.ca
Email: info@globalx.ca