

This document contains key information you should know about Global X Marijuana Life Sciences Index ETF. You can find more details about this exchange traded fund (ETF) in its prospectus. Ask your representative for a copy, contact Global X Investments Canada Inc. at info@globalx.ca or 1-866-641-5739, or visit www.globalx.ca.

Before you invest, consider how the ETF would work with your other investments and your tolerance for risk.

Prior to the opening of trading on May 1, 2024, the name of the ETF has changed from Horizons Marijuana Life Sciences Index ETF to Global X Marijuana Life Sciences Index ETF.

The ETF is exposed to companies that are involved in the legal recreational marijuana market in Canada. The ETF will not knowingly invest in any constituent issuers that have exposure to the medical or recreational marijuana market in the United States, unless and until such time as it becomes legal under U.S. federal law. The ETF is not and will not be directly engaged in the manufacture, importation, possession, use, sale or distribution of cannabis in the cannabis marketplace in Canada.

Quick facts

Date ETF started:	April 5, 2017	Fund manager:	Global X Investments Canada Inc.
Total value on March 31, 2024:	\$91.0 Million	Portfolio manager:	Global X Investments Canada Inc.
Management expense ratio (MER):	0.95%	Distributions:	Quarterly (if any)

Trading information (12 months ending March 28, 2024)

Ticker symbol:	HMMJ(C\$)/HMMJ.U(US\$)	Average daily volume:	29,971 units
Exchange:	Toronto Stock Exchange (TSX)	Number of days traded:	252 out of 252 trading days
Currency:	Canadian dollars		

Pricing information (12 months ending March 28, 2024)

Market price (C\$):	\$8.12 - \$11.41	Market price (US\$):	\$6.04 - \$8.50
Net asset value {NAV} (C\$):	\$8.09 - \$11.46	Net asset value {NAV} (US\$):	\$5.83 - \$8.44
Average bid-ask spread (C\$):	0.42%	Average bid-ask spread (US\$):	0.80%

The base currency of the ETF is in Canadian dollars. However, units of the ETF may be purchased in both Canadian dollars and US dollars under the ticker symbols HMMJ and HMMJ.U, respectively.

What does the ETF invest in?

The investment objective of the ETF is to seek to replicate, to the extent possible, the performance of the North American Marijuana Index, net of expenses. The North American Marijuana Index is designed to provide exposure to the performance of a basket of North American publicly listed companies with significant business activities in the marijuana industry.

The charts below give you a snapshot of the ETF's exposure on March 31, 2024. The ETF's exposure will change to reflect changes in the North American Marijuana Index.

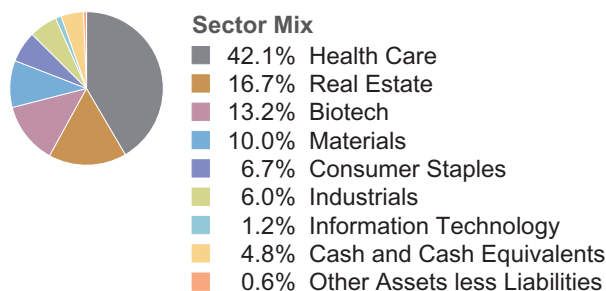

Top 10 investments (March 31, 2024)

1. Cronos Group Inc.	14.7%
2. Innovative Industrial Properties Inc.	14.6%
3. Jazz Pharmaceuticals PLC	12.9%
4. Tilray Brands Inc.	12.0%
5. Scotts Miracle-Gro Co. (The)	10.0%
6. SNDL Inc.	5.8%
7. Chart Industries Inc.	5.4%
8. Cash and Cash Equivalents	4.8%
9. Canopy Growth Corp.	4.6%
10. Constellation Brands Inc.	3.0%

Total percentage of top 10 investments 87.9%

Total number of investments: 20

Investment mix (March 31, 2024)



How risky is it?

The value of the ETF can go down as well as up. You could lose money.

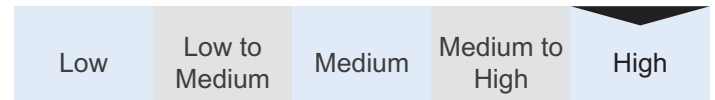
One way to gauge risk is to look at how much an ETF's returns change over time. This is called "volatility".

In general, ETF's with higher volatility will have returns that change more over time. They typically have a greater chance of losing money and may have a greater chance of higher returns. ETFs with lower volatility tend to have returns that change less over time. They typically have lower returns and may have a lower chance of losing money.

Risk rating

Global X Investments Canada Inc. has rated the volatility of this ETF as **High**. Because this is a new ETF, the risk rating is only an estimate by Horizons ETFs Management (Canada) Inc.

This rating is based on how much the ETF's returns have changed from year to year. It doesn't tell you how volatile the ETF will be in the future. The rating can change over time. An ETF with a low risk rating can still lose money.



For more information about the risk rating and specific risks that can affect the ETF's returns, see the "Risk Factors" section of the ETF's prospectus.

No guarantees

ETFs do not have any guarantees. You may not get back the amount of money you invest.

How has the ETF performed?

This section tells you how units of the ETF have performed over the past 6 years.

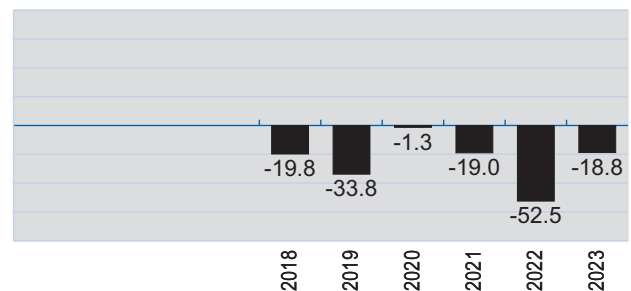
Returns¹ are after expenses have been deducted. These expenses reduce the ETF's returns. This means that the ETF's returns may not match the returns of the North American Marijuana Index.

¹ Returns are calculated using the ETF's net asset value (NAV).

Year-by-year returns

This chart shows how units of the ETF performed in each of the past 6 completed calendar years. The ETF dropped in value in 6 of the 6 years.

The range of returns and change from year to year can help you assess how risky the ETF has been in the past. It does not tell you how the ETF will perform in the future.



Best and worst 3-month returns

This table shows the best and worst returns for units of the ETF in a 3-month period over the past 6 calendar years. The best and worst 3-month returns could be higher or lower in the future. Consider how much of a loss you could afford to take in a short period of time.

	Return	3 months ending	If you invested \$1,000 at the beginning of the period
Best return	103.1%	December 31, 2017	Your investment would rise to \$2,031
Worst return	-41.9%	November 30, 2019	Your investment would drop to \$581

Average return

As at March 31, 2024, a person who invested \$1,000 in the ETF at inception now has \$306. This works out to an annual compound return of -15.6%.

Trading ETFs

ETFs hold a basket of investments, like mutual funds, but trade on exchanges like stocks. Here are a few things to keep in mind when trading ETFs:

Pricing

ETFs have two sets of prices: market price and net asset value (NAV).

Market price

- ETFs are bought and sold on exchanges at the market price. The market price can change throughout the trading day. Factors like supply, demand, and changes in the value of an ETF's investments can effect the market price.
- You can get price quotes any time during the trading day. Quotes have two parts: **bid** and **ask**.
- The bid is the highest price a buyer is willing to pay if you want to sell your ETF units. The ask is the lowest price a seller is willing to accept if you want to buy ETF units. The difference between the two is called the "**bid-ask spread**".
- In general, a smaller bid-ask spread means the ETF is more liquid. That means you are more likely to get the price you expect.

Net asset value (NAV)

- Like mutual funds, ETFs have a NAV. It is calculated after the close of each trading day and reflects the value of an ETF's investments at that point in time.
- NAV is used to calculate financial information for reporting purposes – like the returns shown in this document.

Orders

There are two main options for placing trades: market orders and limit orders. A market order lets you buy or sell units at the current market price. A limit order lets you set the price at which you are willing to buy or sell units.

Timing

In general, market prices of ETFs can be more volatile around the start and end of the trading day. Consider using a limit order or placing a trade at another time during the trading day.

Who is this ETF for?

Investors who:

- are willing to invest in highly speculative investments
- are comfortable with a high degree of risk
- can handle the ups and downs of the stock market.

A word about tax

In general, you'll have to pay income tax on any money you make on an ETF. How much you pay depends on the tax laws where you live and whether or not you hold the ETF in a registered plan, such as a Registered Retirement Savings Plan or a Tax-Free Savings Account.

Keep in mind that if you hold your ETF in a non-registered account, distributions from the ETF are included in your taxable income, whether you get them in cash or have them reinvested.

How much does it cost?

This section shows the fees and expenses you could pay to buy, own and sell units of the ETF. Fees and expenses, including any trailing commissions, can vary among ETFs.

Higher commissions can influence representatives to recommend one investment over another. Ask about other ETFs and investments that may be suitable for you at a lower cost.

1. Brokerage commissions

You may have to pay a commission every time you buy and sell units of the ETF. Commissions may vary by brokerage firm. Some brokerage firms may offer commission-free ETFs or require a minimum purchase amount.

2. ETF expenses

You don't pay these expenses directly. They affect you because they reduce the ETF's returns.

As of December 31, 2023, the ETF's expenses were 1.01% of its value. This equals \$10.10 for every \$1,000 invested.

	Annual rate (as a % of the ETF's value)
Management expense ratio (MER) This is the total of the ETF's management fee and operating expenses.	0.95%
Trading expense ratio (TER) These are the ETF's trading costs.	0.06%
ETF expenses	1.01%

Trailing commission

The trailing commission is an ongoing commission. It is paid for as long as you own the ETF. It is for the services and advice that your representative and their firm provide to you.

This ETF doesn't have a trailing commission.

What if I change my mind?

Under securities law in some provinces and territories, you have the right to cancel your purchase within 48 hours after you receive confirmation of the purchase.

In some provinces and territories, you also have the right to cancel a purchase, or in some jurisdictions, claim damages, if the prospectus, ETF Facts or financial statements contain a misrepresentation. You must act within the time limit set by the securities law in your province or territory.

For more information, see the securities law of your province or territory or ask a lawyer.

For more information

Contact Global X Investments Canada Inc. or your representative for a copy of the ETF's prospectus and other disclosure documents. These documents and the ETF Facts make up the ETF's legal documents.

Global X Investments Canada Inc.

55 University Avenue
Toronto, Ontario
M5J 2H7

Toll Free 1-866-641-5739
www.globalx.ca
Email: info@globalx.ca