









# Best of **Canada** ETFs Suite

## Proudly Canadian: ETFs to Help you Capture the Growth in our Essential Sectors

Sector	 Telecom	 Insurance	 Grocery & Staples	 Banks
Ticker and ETF Name	<b>RING</b> <a href="#">Global X Equal Weight Canadian Telecommunications Index ETF</a>	<b>SAFE</b> <a href="#">Global X Equal Weight Canadian Insurance Index ETF</a>	<b>MART</b> <a href="#">Global X Equal Weight Canadian Groceries &amp; Staples Index ETF</a>	<b>HBNK</b> <a href="#">Global X Equal Weight Canadian Banks Index ETF</a>
Management Fee*	0.00% <sup>2</sup>	0.00% <sup>2</sup>	0.00% <sup>2</sup>	0.09%
Distribution Frequency	Monthly	Monthly	Annually	Monthly
Risk Ratings	Medium	Medium to High	Medium	Medium

## Other Ways to Invest in Canadian Sectors

Sector	 Midstream & Pipelines	 Oil & Gas	 Real Estate	 Utilities
Ticker and ETF Name	<b>PPLN<sup>1</sup></b> <a href="#">Global X Equal Weight Canadian Pipelines Index ETF</a>	<b>NRGY</b> <a href="#">Global X Equal Weight Canadian Oil &amp; Gas Index ETF</a>	<b>REIT</b> <a href="#">Global X Equal Weight Canadian REITs Index ETF</a>	<b>UTIL<sup>1</sup></b> <a href="#">Global X Equal Weight Canadian Utilities Index ETF</a>
Management Fee*	0.00% <sup>2</sup>	0.00% <sup>3</sup>	0.00% <sup>2</sup>	0.00% <sup>2</sup>
Distribution Frequency	Monthly	Monthly	Monthly	Monthly (if any)
Risk Ratings	High	High	Medium to High	Medium

Source: Global X Investments Canada Inc. as at March 31, 2025.

\*Plus applicable sales tax.

<sup>1</sup>Effective March 4, 2025, the investment objectives, ETF names, and management fees were updated following the necessary unitholder and regulatory approvals. For full details, please refer to the press release and the disclosure documents available at [www.GlobalX.ca](http://www.GlobalX.ca).

<sup>2</sup>Annual management fee rebated by 0.25% to an effective management fee of 0.00%, until December 31, 2025. <sup>3</sup>Annual management fee rebated by 0.40% to an effective management fee of 0.00%, until December 31, 2025.



## Annualized Performance of Key Sector Indices - March 31, 2025

### Canadian Telecommunications, Banks, Insurance and Grocery & Staples

Index	1 Month (%)	3 Months (%)	6 Months (%)	YTD (%)	1 Year (%)	3 Years (%)	5 Years (%)	10 Years (%)	Index Inception Date
Mirae Asset Equal Weight Canadian Telecommunications Index	-2.66	-0.93	-19.92	-0.93	-15.95	-11.85	1.15	3.51	05/07/14
Mirae Asset Equal Weight Canadian Insurance Index	3.27	8.09	15.45	8.09	32.37	19.74	23.78	12.98	05/07/14
Mirae Asset Equal Weight Canadian Groceries & Staples Index	3.96	5.48	11.08	5.48	32.70	16.58	19.85	15.44	08/06/14
Mirae Asset Equal Weight Canadian Oil & Gas Index	5.66	5.91	9.61	5.91	13.10	14.32	35.99	6.11	09/16/11

## Annualized Performance of Key Sector Indices - March 31, 2025

### Canadian Oil and Gas, Utilities and Midstream & Pipelines

Index	1 Month (%)	3 Months (%)	6 Months (%)	YTD (%)	1 Year (%)	3 Years (%)	5 Years (%)	10 Years (%)	Index Inception Date
S&P/TSX 60 Total Return Index	-1.95	1.74	5.61	1.74	15.82	7.76	16.51	8.99	12/18/98
Mirae Asset Equal Weight Canadian Pipeline Index	3.27	4.96	12.93	4.96	36.25	13.07	22.99	7.77	05/07/14
Mirae Asset Equal Weight Canadian Utilities Index	2.82	8.05	4.12	8.05	23.26	0.65	7.53	8.52	05/07/14
Solactive Equal Weight Canada Banks Index	-4.37	-3.83	1.11	-3.83	13.57	5.17	17.45	10.96	03/16/07
Mirae Asset Equal Weight Canadian REITs Index	0.22	3.21	-10.18	3.21	5.59	-2.28	10.45	5.81	03/26/25

Source: Bloomberg as at March 31, 2025.

The performance of the indices is provided for informational purposes only and does not represent the performance of the Fund. The Fund seeks to replicate the performance of the index, but several factors may result in deviations between the Fund's performance and that of the index. These factors include but are not limited to tracking errors, the impact of fees and expenses, portfolio rebalancing, and differences in the timing of cash flows. Past performance of the index is not indicative of future results for the Fund. For more details on the Fund's investment objectives, fees, and risks, please refer to the Fund's prospectus. Please reference the additional information regarding the Index, including the applicable Index methodology on the ETF fund page.



## DISCLAIMERS

Commissions, management fees and expenses all may be associated with an investment in products (the "Global X Funds") managed by Global X Investments Canada Inc. The Global X Funds are not guaranteed, their values change frequently and past performance may not be repeated. The prospectus contains important detailed information about the Global X Funds. **Please read the relevant prospectus before investing.**

This communication is intended for informational purposes only and does not constitute an offer to sell or the solicitation of an offer to purchase investment products (the "Global X Funds") managed by Global X Investments Canada Inc. and is not, and should not be construed as, investment, tax, legal or accounting advice, and should not be relied upon in that regard. Individuals should seek the advice of professionals, as appropriate, regarding any particular investment. Investors should consult their professional advisors prior to implementing any changes to their investment strategies. These investments may not be suitable to the circumstances of an investor.

Mirae Asset Global Index Private Limited (an affiliate of the Manager) owns all rights to the trademark, name and intellectual property associated with the Underlying Indices of the Index ETFs (in this disclaimer, the "Mirae Asset Indices"). No representation is made by Mirae Asset Global Index Private Limited that the Mirae Asset Indices are accurate or complete or that investment in a Mirae Asset Index or an Index ETF will be profitable or suitable for any person. The Mirae Asset Indices are administered and calculated by Mirae Asset Global Index Private Limited and Mirae Asset Global Index Private Limited will have no liability for any error in calculation of the Mirae Asset Indices. Mirae Asset Global Index Private Limited does not guarantee that the Mirae Asset Indices or their underlying methodology is accurate or complete.

The financial instrument is not sponsored, promoted, sold, or supported in any other manner by Solactive AG nor does Solactive AG offer any express or implicit guarantee or assurance either with regard to the results of using the Index and/or Index trade name or the Index Price at any time or in any other respect. The Index is calculated and published by Solactive AG. Solactive AG uses its best efforts to ensure that the Index is calculated correctly. Irrespective of its obligations towards the Issuer, Solactive AG has no obligation to point out errors in the Index to third parties including but not limited to investors and/or financial intermediaries of the financial instrument. Neither publication of the Index by Solactive AG nor the licensing of the Index or Index trade name for the purpose of use in connection with the financial instrument constitutes a recommendation by Solactive AG to invest capital in said financial instrument nor does it in any way represent an assurance or opinion of Solactive AG with regard to any investment in this financial instrument.

Global X Investments Canada Inc. ("Global X") is a wholly-owned subsidiary of Mirae Asset Global Investments Co., Ltd. ("Mirae Asset"), the Korea-based asset management entity of Mirae Asset Financial Group. Global X is a corporation existing under the laws of Canada and is the manager, investment manager and trustee of the Global X Funds.

For more information on Global X Investments Canada Inc. and its suite of ETFs, visit [www.GlobalX.ca](http://www.GlobalX.ca).

© 2025 Global X Investments Canada Inc. All Rights Reserved.

Published April 29, 2024.

