









Global X Product Lineup

Innovation **meets** Investing

April 2025



As of May 1, 2024, Horizons-branded exchange-traded funds have been rebranded to reflect the Manager's transition to Global X Investments Canada Inc. ("Global X"), as announced in the company's [press release on April 18, 2024](#).

Equity		Management Fee ¹
CANADIAN		
BROAD MARKET		
CNDX	Global X S&P/TSX 60 Index ETF	0.00% ⁴ 
CNCC	Global X S&P/TSX 60 Covered Call ETF	0.39%
CANL	Global X Enhanced S&P/TSX 60 Index ETF	0.35%
CNCL	Global X Enhanced S&P/TSX 60 Covered Call ETF	0.65%
HXT; HXT.U*	Global X S&P/TSX 60 Index Corporate Class ETF	0.07%
HXCN	Global X S&P/TSX Capped Composite Index Corporate Class ETF	0.05%
INOC	Global X Investor Canadian Equity Index ETF	0.50%
HXH	Global X Canadian High Dividend Index Corporate Class ETF	0.10%
HAL	Global X Active Canadian Dividend ETF	0.55%
SECTOR		
RING	Global X Equal Weight Canadian Telecommunications Index ETF	0.00% ³ 
RNCC	Global X Equal Weight Canadian Telecommunications Covered Call ETF	0.39%
RNCL	Global X Enhanced Equal Weight Canadian Telecommunications Covered Call ETF	0.65%
MART	Global X Equal Weight Canadian Groceries & Staples Index ETF	0.00% ³ 
SAFE	Global X Equal Weight Canadian Insurance Index ETF	0.00% ³ 
HXE	Global X S&P/TSX Capped Energy Index Corporate Class ETF	0.25%
PPLN²	Global X Equal Weight Canadian Pipelines Index ETF	0.00% ³ 
NRGY	Global X Equal Weight Canadian Oil & Gas Index ETF	0.00% ⁵ 
ENCC	Global X Canadian Oil and Gas Equity Covered Call ETF	0.65%
ENCL	Global X Enhanced Canadian Oil And Gas Equity Covered Call ETF	0.85%
HXF	Global X S&P/TSX Capped Financials Index Corporate Class ETF	0.25%
HEWB	Global X Equal Weight Canadian Banks Index Corporate Class ETF	0.25%
HBNK	Global X Equal Weight Canadian Banks Index ETF	0.09%
BKCC	Global X Equal Weight Canadian Bank Covered Call ETF	0.39%
BNKL	Global X Enhanced Equal Weight Banks Index ETF	0.35%
BKCL	Global X Enhanced Equal Weight Canadian Banks Covered Call ETF	0.65%
HCRE	Global X Equal Weight Canadian REITs Index Corporate Class ETF	0.30%
REIT	Global X Equal Weight Canadian REITs Index ETF	0.00% ³ 
UTIL⁶	Global X Equal Weight Canadian Utilities Index ETF	0.00% ³ 
HMMJ; HMMJ.U*	Global X Marijuana Life Sciences Index ETF	0.75%

*Trades in U.S. dollars. | ¹Plus applicable sales tax. | ²Formerly Global X Pipelines & Energy Services Index ETF. | ³Annual management fee rebated by 0.25% to an effective management fee of 0.00%, until December 31, 2025. | ⁴Annual management fee rebated by 0.13% to an effective management fee of 0.00%, until December 31, 2025. | ⁵Annual management fee rebated by 0.40% to an effective management fee of 0.00%, until December 31, 2025. | ⁶Formerly Global X Canadian Utility Services High Dividend Index ETF.

As of May 1, 2024, Horizons-branded exchange-traded funds have been rebranded to reflect the Manager's transition to Global X Investments Canada Inc. ("Global X"), as announced in the company's press release on April 18, 2024.

U.S.		Management Fee ¹
BROAD MARKET		
USSX; USSX.U*	Global X S&P 500 Index ETF	0.08%
USCC; USCC.U*	Global X S&P 500 Covered Call ETF	0.39%
USSL	Global X Enhanced S&P 500 Index ETF	0.35%
USCL	Global X Enhanced S&P 500 Covered Call ETF	0.65%
HULC; HULC.U*	Global X US Large Cap Index Corporate Class ETF	0.08%
HSH	Global X S&P 500 CAD Hedged Index Corporate Class ETF	0.10%
HXS; HXS.U*	Global X S&P 500 Index Corporate Class ETF	0.10%
QQQX; QQQX.U*	Global X Nasdaq-100 Index ETF	0.25%
QQCC	Global X Nasdaq-100 Covered Call ETF	0.65%
QQQL	Global X Enhanced Nasdaq-100 Index ETF	0.49%
QQCL	Global X Enhanced Nasdaq-100 Covered Call ETF	0.85%
HXQ; HXQ.U*	Global X Nasdaq-100 Index Corporate Class ETF	0.25%
RSSX; RSSX.U*	Global X Russell 2000 Index ETF	0.25%
RSCC	Global X Russell 2000 Covered Call ETF	0.65%
RSCL	Global X Enhanced Russell 2000 Covered Call ETF	0.85%
U.S.		
SECTOR		
UMRT	Global X Equal Weight U.S. Groceries & Staples Index ETF	0.25%
UBNK	Global X Equal Weight U.S. Banks Index ETF	0.25%
WORLD		
BROAD MARKET		
HEQT	Global X All-Equity Asset Allocation ETF	0.18%
HEQL	Global X Enhanced All-Equity Asset Allocation ETF	0.45%
EQCC	Global X All-Equity Asset Allocation Covered Call ETF	0.49%
EQCL	Global X Enhanced All-Equity Asset Allocation Covered Call ETF	0.75%
HAZ	Global X Active Global Dividend ETF	0.65%
ETHI	Global X Global Sustainability Leaders Index ETF	0.45%
SECTOR		
AIGO	Global X Artificial Intelligence & Technology Index ETF	0.49%
SHLD	Global X Defence Tech Index ETF	0.49%
TTTX	Global X Innovative Bluechip Top 10 Index ETF	0.49%
MTRX	Global X Artificial Intelligence Infrastructure Index ETF	0.49%
MEDX	Global X Equal Weight Global Healthcare Index ETF	0.40%

*Trades in U.S. dollars. | ¹Plus applicable sales tax.



SECTOR		Management Fee ¹
CHPS; CHPS.U^{3*}	Global X Artificial Intelligence Semiconductor Index ETF	0.45%
HBGD; HBGD.U*	Global X Big Data & Hardware Index ETF	0.45%
RBOT; RBOT.U*	Global X Robotics & AI Index ETF	0.45%
FOUR	Global X Industry 4.0 Index ETF	0.45%
HBUG	Global X Cybersecurity Index ETF	0.45%
GLCC	Global X Gold Producer Equity Covered Call ETF	0.65%
GLCL	Global X Enhanced Gold Producer Equity Covered Call ETF	0.85%
GLDX	Global X Gold Producers Index ETF	0.40%
COPP	Global X Copper Producers Index ETF	0.65%
HLIT	Global X Lithium Producers Index ETF	0.75%
HURA	Global X Uranium Index ETF	0.75%
EMERGING		
EMMX; EMMX.U*	Global X MSCI Emerging Markets Index ETF	0.25%
EMCC	Global X MSCI Emerging Markets Covered Call ETF	0.65%
EMML	Global X Enhanced MSCI Emerging Markets Index ETF	0.49%
EMCL	Global X Enhanced MSCI Emerging Markets Covered Call ETF	0.85%
HXEM	Global X Emerging Markets Equity Index Corporate Class ETF	0.25%
DEVELOPED		
EAFX; EAFX.U*	Global X MSCI EAFE Index ETF	0.20%
EACC	Global X MSCI EAFE Covered Call ETF	0.49%
EAFL	Global X Enhanced MSCI EAFE Index ETF	0.45%
EACL	Global X Enhanced MSCI EAFE Covered Call ETF	0.75%
HXDM; HXDM.U*	Global X Intl Developed Markets Equity Index Corporate Class ETF	0.20%
HXX	Global X Europe 50 Index Corporate Class ETF	0.17%
Fixed Income		
CANADIAN		
CASH & ULTRA-SHORT		
CASH	Global X High Interest Savings ETF	0.10%
HSAV²	Global X Cash Maximizer Corporate Class ETF	0.18%
CBIL; CBIL.U*	Global X 0-3 Month T-Bill ETF	0.10%
HFR	Global X Active Ultra-Short Term Investment Grade Bond ETF	0.40%

*Trades in U.S. dollars. | ¹Plus applicable sales tax. | ²On February 3, 2022, HSAV suspended new subscriptions after reaching approximately \$2 Billion in assets. Please refer to the [press release](#) for more information. | ³Formerly Global X Semiconductor Index ETF



TREASURY		Management Fee ¹
PAYS	Global X Short-Term Government Bond Premium Yield ETF	0.40%
PAYM	Global X Mid-Term Government Bond Premium Yield ETF	0.45%
PAYL	Global X Long-Term Government Bond Premium Yield ETF	0.50%
BROAD MARKET & INVESTMENT GRADE		
HBB	Global X Canadian Select Universe Bond Index Corporate Class ETF	0.09%
HAD	Global X Active Canadian Bond ETF	0.30% ²
CREDIT FOCUSED		
HMP	Global X Active Canadian Municipal Bond ETF	0.29%
HAB	Global X Active Corporate Bond ETF	0.50%
PREFERRED SHARES		
HPR	Global X Active Preferred Share ETF	0.55%
HLPR	Global X Laddered Canadian Preferred Share Index Corporate Class ETF	0.30%
HYBR	Global X Active Hybrid Bond and Preferred Share ETF	0.55%
U.S.		
CASH & ULTRA-SHORT		
HSUV.U * ³	Global X USD Cash Maximizer Corporate Class ETF	0.18%
UCSH.U *	Global X USD High Interest Savings ETF	0.14%
UBIL.U *	Global X 0-3 Month U.S. T-Bill ETF	0.12%
TREASURY		
SPAY ; SPAY.U *	Global X Short-Term U.S. Treasury Premium Yield ETF	0.35%
MPAY ; MPAY.U *	Global X Mid-Term U.S. Treasury Premium Yield ETF	0.40%
LPAY ; LPAY.U *	Global X Long-Term U.S. Treasury Premium Yield ETF	0.45%
HTB ; HTB.U *	Global X US 7-10 Year Treasury Bond Index Corporate Class ETF	0.15%
GLOBAL		
HAF	Global X Active Global Fixed Income ETF	0.45%
Alternatives		
COMMODITIES		
ENERGY		
HUC	Global X Crude Oil ETF	0.75%
HUN	Global X Natural Gas ETF	0.75%
METALS		
HUG	Global X Gold ETF	0.20%
HUZ	Global X Silver ETF	0.65%
HGY	Global X Gold Yield ETF	0.60%

*Trades in U.S. dollars. | ¹Plus applicable sales tax. | ²Annual management fee reduced from 0.42% to 0.30% effective July 23, 2024. | ³On January 9, 2023, HSUV.U suspended new subscriptions after reaching approximately US\$775 Million in assets. Please refer to the [press release](#) for more information.



CURRENCY		Management Fee ¹
DLR ; DLR.U*	Global X US Dollar Currency ETF	0.45%
BITCOIN		
BCCC ; BCCC.U*	Global X Bitcoin Covered Call ETF	0.65%
BCCL ; BCCL.U*	Global X Enhanced Bitcoin Covered Call ETF	0.85%
MULTI-STRATEGY		
HAC	Global X Seasonal Rotation ETF	0.75% ²
Multi-Asset		
ASSET ALLOCATION		
HCON	Global X Conservative Asset Allocation ETF	0.18%
HBAL	Global X Balanced Asset Allocation ETF	0.18%
HGRW	Global X Growth Asset Allocation ETF	0.18%
GRCC	Global X Growth Asset Allocation Covered Call ETF	0.49%

*Trades in U.S. dollars. | ¹Plus applicable sales tax.

BETAPRO

by Global X

For information on BetaPro ETFs, please learn more at betapro.ca

DISCLAIMERS

As of May 1, 2024, Horizons-branded exchange traded funds have been rebranded to reflect the Manager's transition to Global X Investments Canada Inc. ("Global X"), as announced in the company's press release on April 18, 2024.

Effective March 4, 2025, the investment objectives, ETF names, and management fees of PPLN, CHPS and UTIL were updated following the necessary unitholder and regulatory approvals. For full details, please refer to the press release and the disclosure documents available at www.GlobalX.ca.

Commissions, management fees, and expenses all may be associated with an investment in products (the "Global X Funds") managed by Global X Investments Canada Inc. The Global X Funds are not guaranteed, their values change frequently and past performance may not be repeated. Certain Global X Funds may have exposure to leveraged investment techniques that magnify gains and losses which may result in greater volatility in value and could be subject to aggressive investment risk and price volatility risk. Such risks are described in the prospectus. The Global X Money Market Funds are not covered by the Canada Deposit Insurance Corporation, the Federal Deposit Insurance Corporation, or any other government deposit insurer. There can be no assurances that the money market fund will be able to maintain its net asset value per security at a constant amount or that the full amount of your investment in the Funds will be returned to you. Past performance may not be repeated. The prospectus contains important detailed information about the Global X Funds. **Please read the relevant prospectus before investing.**

Certain ETFs are alternative investment funds ("Alternative ETFs") within the meaning of the National Instrument 81-102 Investment Funds ("NI 81-102") and are permitted to use strategies generally prohibited by conventional mutual funds, such as the ability to invest more than 10% of their net asset value in securities of a single issuer, the ability to borrow cash, to short sell beyond the limits prescribed for conventional mutual funds and to employ leverage of up to 300% of net asset value. While these strategies will only be used in accordance with the investment objectives and strategies of the Alternative ETFs, during certain market conditions they may accelerate the risk that an investment in ETF Shares of such Alternative ETF decreases in value. The Alternative ETFs will comply with all requirements of NI 81-102, as such requirements may be modified by exemptive relief obtained on behalf of the ETF.

Global X Total Return Index ETFs ("Global X TRI ETFs") are generally index-tracking ETFs that use an innovative investment structure known as a Total Return Swap to deliver index returns in a low-cost and tax-efficient manner. Unlike a physical replication ETF that typically purchases the securities found in the relevant index in the same proportions as the index, most Global X TRI ETFs use a synthetic structure that never buys the securities of an index directly. Instead, the ETF receives the total return of the index by entering into a Total Return Swap agreement with one or more counterparties, typically large financial institutions, which will provide the ETF with the total return of the index in exchange for the interest earned on the cash held by the ETF. Any distributions which are paid by the index constituents are reflected automatically in the net asset value (NAV) of the ETF. As a result, the Global X TRI ETF receives the total return of the index (before fees), which is reflected in the ETF's share price, and investors are not expected to receive any taxable distributions. Certain Global X TRI ETFs (Global X Nasdaq-100 Index Corporate Class ETF and Global X US Large Cap Index Corporate Class ETF) use physical replication instead of a total return swap. The Global X Cash Maximizer Corporate Class ETF and Global X USD Cash Maximizer Corporate Class ETF use cash accounts and do not track an index but rather receive interest paid on cash deposits that can change over time.

The Global X Bitcoin Covered Call ETF (BCCC) and the Global X Enhanced Bitcoin Covered Call ETF (BCCL) are each exchange traded alternative mutual funds that invest in other alternative mutual funds that invest, directly or indirectly, in Bitcoin. There are inherent risks associated with products linked to crypto assets, including Bitcoin Futures. While Bitcoin Futures are traded on a regulated exchange and cleared by regulated central counterparties, direct or indirect exposure to the high level

of risk of Bitcoin Futures will not be suitable for all types of investors. Given the speculative nature of bitcoin and the volatility of the digital currency markets, there is no assurance that BCCC or BCCL will be able to meet their respective investment objectives. An investment in BCCC or BCCL is not intended as a complete investment program and is appropriate only for investors who have a sophisticated knowledge and understanding of Bitcoin and the capacity to absorb a loss of some or all of their investment. An investment in either BCCC or BCCL is considered high risk.

¹Management Fees are subject to applicable sales tax. Each ETF may be subject to additional operating expenses as outlined in its applicable prospectus. 2 HAC pays to the Manager a Performance Fee, if any, equal to 20% of the amount by which the performance of HAC, at any date on which the fee is payable, (i) exceeds the High Water Mark and (ii) is greater than an annualized return of five percent (5%).

CASH, HSAV, HSUV.U, and UCSH.U use cash accounts and do not track a traditional benchmark but rather receives interest paid on cash deposits that can change over time. These ETFs primarily invest in bank deposit accounts.

The Global X ETFs are not sponsored, endorsed, sold, or promoted by S&P, TSX, NASDAQ MX Group, or Morningstar and their affiliated companies and none of these parties make any representation, warranty, or condition regarding the advisability of buying, selling or holding units shares in the Global X ETFs. All trademarks/service marks are registered by their respective owners. None of the owners thereof or any of their affiliates sponsor, endorse, sell, promote or make any representation regarding the advisability of investing in the Global X ETFs. Complete trademark and service-mark information are available at <https://www.globalx.ca/disclaimers>.

“Standard & Poor’s®” and “S&P®” are registered trademarks of Standard & Poor’s Financial Services LLC (“S&P”) and have been licensed for use by Global X Investments Canada Inc. (“Global X”). The Global X ETFs are not sponsored, endorsed, sold or promoted by S&P, and S&P makes no representation, warranty or condition regarding the advisability of buying, selling or holding units/shares in the Global X ETFs.

Nasdaq®, Nasdaq-100®, and Nasdaq-100 Index® are trademarks of The Nasdaq Stock Market, Inc. (which with its affiliates is referred to as the “Corporations”) and are licensed for use by Global X Investments Canada Inc. The Product(s) have not been passed on by the Corporations as to their legality or suitability. The Product(s) are not issued, endorsed, sold, or promoted by the Corporations. **THE CORPORATIONS MAKE NO WARRANTIES AND BEAR NO LIABILITY WITH RESPECT TO THE PRODUCT(S).**

The funds or securities referred to herein are not sponsored, endorsed, or promoted by MSCI, and MSCI bears no liability with respect to any such funds or securities or any index on which such funds or securities are based. The prospectus contains a more detailed description of the limited relationship MSCI has with Global X Investments Canada Inc. (“Global X”) and any related funds.

The Global X Russell 2000 Index ETF (“RSSX.U”), the Global X Russell 2000 Covered Call ETF (“RSCC”) and the Global X Enhanced Russell 2000 Covered Call ETF (“RSCL”) (in this disclaimer, the “Russell 2000 Funds”) have been developed solely by Global X Investments Canada Inc. The Russell 2000 Funds are not in any way connected to or sponsored, endorsed, sold or promoted by the London Stock Exchange Group plc and its group undertakings (collectively, the “LSE Group”). FTSE Russell is a trading name of certain of the LSE Group companies. All rights in the RUSSELL 2000 RIC CAPPED INDEX (in this disclaimer, the “Index”) vest in the relevant LSE Group company, which owns the Index. Russell® is a trademark of the relevant LSE Group company and is/are used by any other LSE Group company under license. The Index is calculated by Frank Russell Company, an affiliate of FTSE International Limited. The LSE Group does not accept any liability whatsoever to any person arising out of (a) the use of, reliance on or any error in the Index or (b) investment in or operation of RSSCL. The LSE Group makes no claim, prediction, warranty or representation either as to the results to be obtained from the Russell 2000 Funds or the suitability of the Index for the purpose to which it is being put by Global X Investments Canada Inc.

This communication is intended for informational purposes only and does not constitute an offer to sell or the solicitation of an offer to purchase investment products (the “Global X Funds”) managed by Global X Investments Canada Inc. and is not, and should not be construed as, investment, tax, legal or accounting advice, and should not be relied upon in that regard. Individuals should seek the advice of professionals, as appropriate, regarding any particular investment. Investors should consult their professional advisors prior to implementing any changes to their investment strategies. These investments may not be suitable to the circumstances of an investor.

Global X Investments Canada Inc. (“Global X”) is a wholly owned subsidiary of Mirae Asset Global Investments Co., Ltd. (“Mirae Asset”), the Korea-based asset management entity of Mirae Asset Financial Group. Global X is a corporation existing under the laws of Canada and is the manager, investment manager and trustee of the Global X Funds.

© 2025 Global X Investments Canada Inc. All Rights Reserved.

For more information on Global X Investments Canada Inc. and its suite of ETFs, visit www.GlobalX.ca

Published April 29, 2025.

