

This document contains key information you should know about Global X Short-Term Government Bond Premium Yield ETF. You can find more details about this exchange traded fund (ETF) in its prospectus. Ask your representative for a copy, contact Global X Investments Canada Inc. at info@globalx.ca or 1-866-641-5739, or visit www.globalx.ca.

Before you invest, consider how the ETF would work with your other investments and your tolerance for risk.

Quick facts

| | | | |
|--|----------------|---------------------------|----------------------------------|
| Date ETF started: | May 22, 2024 | Fund manager: | Global X Investments Canada Inc. |
| Total value on June 30, 2025: | \$99.9 Million | Portfolio manager: | Global X Investments Canada Inc. |
| Management expense ratio (MER): | 0.51% | Distributions: | Monthly |

Trading information (12 months ending June 30, 2025)

| | | | |
|-----------------------|------------------------------|-------------------------------|-----------------------------|
| Ticker symbol: | PAYS | Average daily volume: | 48,806 units |
| Exchange: | Toronto Stock Exchange (TSX) | Number of days traded: | 251 out of 251 trading days |
| Currency: | Canadian dollars | | |

Pricing information (12 months ending June 30, 2025)

| | | | |
|--------------------------------|-------------------|--------------------------------|-------|
| Market price: | \$19.18 - \$20.13 | Average bid-ask spread: | 0.08% |
| Net asset value {NAV}:: | \$19.17 - \$20.12 | | |

What does the ETF invest in?

The ETF seeks to provide: (a) exposure to the performance of government debt securities, primarily issued by the Government of Canada, generally targeting a duration less than 3 years; and (b) high distributions of interest income and option premiums, at least monthly. To generate premiums and reduce volatility, the ETF will employ a dynamic option program. The ETF seeks to hedge any foreign currency exposure back to the Canadian dollar.

The charts below give you a snapshot of the ETF's investments on June 30, 2025. The ETF's investments will change.

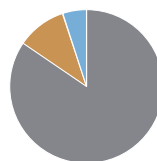
Top 10 investments (June 30, 2025)

| | |
|--|-------|
| 1. Global X 0-3 Month T-Bill ETF | 84.6% |
| 2. iShares 20+ Year Treasury Bond ETF | 10.4% |
| 3. Cash and Cash Equivalents | 5.0% |
| 4. iShares 20+ Year Treasury Bond ETF, Options | -0.1% |

Total percentage of top 4 investments 99.9%

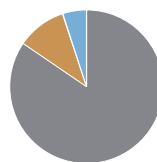
Total number of investments: 9

Investment mix (June 30, 2025)



Asset Mix

| | |
|---------|----------------------------------|
| ■ 84.6% | Canadian Fixed Income Securities |
| ■ 10.4% | U.S. Fixed Income Securities |
| ■ 0.1% | Currency Forward Hedge |
| ■ 5.0% | Cash and Cash Equivalents |
| ■ -0.1% | Other Assets less Liabilities |
| ■ 0.0% | Equity Put Options |
| ■ 0.0% | Equity Call Options |



Sector Mix

| | |
|---------|--|
| ■ 84.6% | Canadian Short-Term Broad Fixed Income |
| ■ 10.4% | U.S. Broad Fixed Income |
| ■ 0.1% | Currency Forward Hedge* |
| ■ 5.0% | Cash and Cash Equivalents |
| ■ -0.1% | Other Assets less Liabilities |
| ■ 0.0% | Equity Put Options |
| ■ 0.0% | Equity Call Options |

How risky is it?

The value of the ETF can go down as well as up. You could lose money.

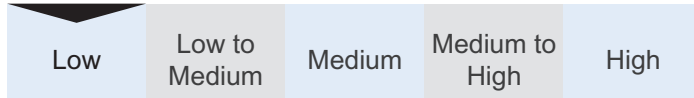
One way to gauge risk is to look at how much an ETF's returns change over time. This is called "volatility".

In general, ETF's with higher volatility will have returns that change more over time. They typically have a greater chance of losing money and may have a greater chance of higher returns. ETFs with lower volatility tend to have returns that change less over time. They typically have lower returns and may have a lower chance of losing money.

Risk rating

Global X Investments Canada Inc. has rated the volatility of this ETF as **Low**.

This rating is based on how much the ETF's returns have changed from year to year. It doesn't tell you how volatile the ETF will be in the future. The rating can change over time. An ETF with a low risk rating can still lose money.



For more information about the risk rating and specific risks that can affect the ETF's returns, see the "Risk Factors" section of the ETF's prospectus.

No guarantees

ETFs do not have any guarantees. You may not get back the amount of money you invest.

How has the ETF performed?

This section tells you how units of the ETF have performed, with returns calculated using the ETF's net asset value (NAV). However, this information is not available because the ETF is new.

Year-by-year returns

This section tells you how units of the ETF have performed in past calendar years. However, this information is not available because the ETF has not yet completed a calendar year.

Best and worst 3-month returns

This section shows the best and worst returns for the units of the ETF in a 3-month period. However, this information is not available because the ETF has not yet completed a calendar year.

Average return

As at June 30, 2025, a person who invested \$1,000 in the ETF at inception now has \$1,033. This works out to an annual compound return of 3.0%.

Trading ETFs

ETFs hold a basket of investments, like mutual funds, but trade on exchanges like stocks. Here are a few things to keep in mind when trading ETFs:

Pricing

ETFs have two sets of prices: market price and net asset value (NAV).

Market price

- ETFs are bought and sold on exchanges at the market price. The market price can change throughout the trading day. Factors like supply, demand, and changes in the value of an ETF's investments can effect the market price.
- You can get price quotes any time during the trading day. Quotes have two parts: **bid** and **ask**.
- The bid is the highest price a buyer is willing to pay if you want to sell your ETF units. The ask is the lowest price a seller is willing to accept if you want to buy ETF units. The difference between the two is called the "**bid-ask spread**".
- In general, a smaller bid-ask spread means the ETF is more liquid. That means you are more likely to get the price you expect.

Net asset value (NAV)

- Like mutual funds, ETFs have a NAV. It is calculated after the close of each trading day and reflects the value of an ETF's investments at that point in time.
- NAV is used to calculate financial information for reporting purposes – like the returns shown in this document.

Orders

There are two main options for placing trades: market orders and limit orders. A market order lets you buy or sell units at the current market price. A limit order lets you set the price at which you are willing to buy or sell units.

Timing

In general, market prices of ETFs can be more volatile around the start and end of the trading day. Consider using a limit order or placing a trade at another time during the trading day.

Who is this ETF for?

Investors who:

- are looking for monthly distributions
- are looking for exposure to the performance of a portfolio of primarily Canadian government debt securities, generally targeting a duration less than 3 years, and a dynamic option program.

A word about tax

In general, you'll have to pay income tax on any money you make on an ETF. How much you pay depends on the tax laws where you live and whether or not you hold the ETF in a registered plan, such as a Registered Retirement Savings Plan or a Tax-Free Savings Account.

Keep in mind that if you hold your ETF in a non-registered account, distributions from the ETF are included in your taxable income, whether you get them in cash or have them reinvested.

How much does it cost?

This section shows the fees and expenses you could pay to buy, own and sell units of the ETF. Fees and expenses, including any trailing commissions, can vary among ETFs.

Higher commissions can influence representatives to recommend one investment over another. Ask about other ETFs and investments that may be suitable for you at a lower cost.

1. Brokerage commissions

You may have to pay a commission every time you buy and sell units of the ETF. Commissions may vary by brokerage firm. Some brokerage firms may offer commission-free ETFs or require a minimum purchase amount.

2. ETF expenses

You don't pay these expenses directly. They affect you because they reduce the ETF's returns.

As of December 31, 2024, the ETF's expenses were 0.65% of its value. This equals \$6.50 for every \$1,000 invested.

| | Annual rate (as a % of the ETF's value) |
|--|--|
| Management expense ratio (MER) This is the total of the ETF's management fee and operating expenses. | 0.51% |
| Trading expense ratio (TER) These are the ETF's trading costs. | 0.14% |
| ETF expenses | 0.65% |

Trailing commission

The trailing commission is an ongoing commission. It is paid for as long as you own the ETF. It is for the services and advice that your representative and their firm provide to you.

This ETF doesn't have a trailing commission.

What if I change my mind?

Under securities law in some provinces and territories, you have the right to cancel your purchase within 48 hours after you receive confirmation of the purchase.

In some provinces and territories, you also have the right to cancel a purchase, or in some jurisdictions, claim damages, if the prospectus, ETF Facts or financial statements contain a misrepresentation. You must act within the time limit set by the securities law in your province or territory.

For more information, see the securities law of your province or territory or ask a lawyer.

For more information

Contact Global X Investments Canada Inc. or your representative for a copy of the ETF's prospectus and other disclosure documents. These documents and the ETF Facts make up the ETF's legal documents.

Global X Investments Canada Inc.

55 University Avenue
Toronto, Ontario
M5J 2H7

Toll Free 1-866-641-5739
www.globalx.ca
Email: info@globalx.ca