

GLOBAL X

by Mirae Asset




ETF Roadmap

MAY 2026

Innovation **meets** Investing



EQUITY ESSENTIALS

	Core	Covered Call	Lightly Levered	Lightly Levered Covered Call
Canada 	<p>CNDX Global X S&P/TSX 60 Index ETF Management Fee: 0.09%² Distributions: Quarterly Risk Rating: ●●●●● ▲ Medium</p>	<p>CNCC Global X S&P/TSX 60 Covered Call ETF Management Fee: 0.39%² Distributions: Monthly (if any) Risk Rating: ●●●●● ▲ Medium</p>	<p>CANL Global X Enhanced S&P/TSX 60 Index ETF Management Fee: 0.35%² Distributions: Monthly Risk Rating: ●●●●● ▲ Medium to High</p>	<p>CNCL Global X Enhanced S&P/TSX 60 Covered Call ETF Management Fee: 0.65%² Distributions: Monthly Risk Rating: ●●●●● ▲ Medium</p>
	<p>HBNK Global X Equal Weight Canadian Banks Index ETF Management Fee: 0.09%² Distributions: Monthly Risk Rating: ●●●●● ▲ Medium</p>	<p>BKCC Global X Equal Weight Canadian Bank Covered Call ETF Management Fee: 0.39%² Distributions: Monthly (if any) Risk Rating: ●●●●● ▲ Medium</p>	<p>BNKL Global X Enhanced Equal Weight Banks Index ETF Management Fee: 0.35%² Distributions: Monthly Risk Rating: ●●●●● ▲ High</p>	<p>BKCL Global X Enhanced Equal Weight Canadian Banks Covered Call ETF Management Fee: 0.65%² Distributions: Monthly Risk Rating: ●●●●● ▲ Medium to High</p>
U.S. 	<p>USSX/USSX.U¹ Global X S&P 500 Index ETF Management Fee: 0.08%² Distributions: Quarterly Risk Rating: ●●●●● ▲ Medium</p>	<p>USCC/USCC.U¹ Global X S&P 500 Covered Call ETF Management Fee: 0.39%² Distributions: Monthly (if any) Risk Rating: ●●●●● ▲ Medium</p>	<p>USSL Global X Enhanced S&P 500 Index ETF Management Fee: 0.35%² Distributions: Annually (if any) Risk Rating: ●●●●● ▲ Medium to High</p>	<p>USCL Global X Enhanced S&P 500 Covered Call ETF Management Fee: 0.65%² Distributions: Monthly Risk Rating: ●●●●● ▲ Medium to High</p>
	<p>QQQX/QQQX.U¹ Global X Nasdaq-100 Index ETF Management Fee: 0.15%² Distributions: Annually Risk Rating: ●●●●● ▲ Medium to High</p>	<p>QQCC/QQCC.U¹ Global X Nasdaq-100 Covered Call ETF Management Fee: 0.65%² Distributions: Monthly (if any) Risk Rating: ●●●●● ▲ Medium</p>	<p>QQQL Global X Enhanced Nasdaq-100 Index ETF Management Fee: 0.49%² Distributions: Annually (if any) Risk Rating: ●●●●● ▲ High</p>	<p>QQCL Global X Enhanced Nasdaq-100 Covered Call ETF Management Fee: 0.85%² Distributions: Monthly Risk Rating: ●●●●● ▲ High</p>
	<p>RSSX/RSSX.U¹ Global X Russell 2000 Index ETF Management Fee: 0.25%² Distributions: Quarterly RSSX Risk Rating: Medium to High RSSX.U Risk Rating: High</p>	<p>RSCC/RSCC.U¹ Global X Russell 2000 Covered Call ETF Management Fee: 0.65%² Distributions: Monthly Risk Rating: ●●●●● ▲ Medium</p>		<p>RSCL Global X Enhanced Russell 2000 Covered Call ETF Management Fee: 0.85%² Distributions: Monthly Risk Rating: ●●●●● ▲ High</p>
International 	<p>EAFX/EAFX.U¹ Global X MSCI EAFE Index ETF Management Fee: 0.20%² Distributions: Quarterly Risk Rating: ●●●●● ▲ Medium</p>	<p>EACC Global X MSCI EAFE Covered Call ETF Management Fee: 0.49%² Distributions: Monthly Risk Rating: ●●●●● ▲ Medium</p>		<p>EACL Global X Enhanced MSCI EAFE Covered Call ETF Management Fee: 0.75%² Distributions: Monthly Risk Rating: ●●●●● ▲ Medium</p>
	<p>EMMX/EMMX.U¹ Global X MSCI Emerging Markets Index ETF Management Fee: 0.25%² Distributions: Annually Risk Rating: ●●●●● ▲ Medium to High</p>	<p>EMCC Global X MSCI Emerging Markets Covered Call ETF Management Fee: 0.65%² Distributions: Monthly Risk Rating: ●●●●● ▲ Medium</p>		<p>EMCL Global X Enhanced MSCI Emerging Markets Covered Call ETF Management Fee: 0.85%² Distributions: Monthly Risk Rating: ●●●●● ▲ Medium to High</p>

¹Trades in U.S. Dollars. ²Plus applicable sales tax.



Covered Call Sectors

Covered Call

Lightly Levered Covered Call

<p>ENCC Global X Canadian Oil and Gas Equity Covered Call ETF</p> <p>Management Fee: 0.65%¹ Distributions: Monthly (if any) Risk Rating: ●●●●● High</p>	<p>GLCC Global X Gold Producer Equity Covered Call ETF</p> <p>Management Fee: 0.65%¹ Distributions: Monthly (if any) Risk Rating: ●●●●● High</p>	<p>ENCL Global X Enhanced Canadian Oil and Gas Equity Covered Call ETF</p> <p>Management Fee: 0.85%¹ Distributions: Monthly Risk Rating: ●●●●● High</p>	<p>GLCL Global X Enhanced Gold Producer Equity Covered Call ETF</p> <p>Management Fee: 0.85%¹ Distributions: Monthly Risk Rating: ●●●●● High</p>
<p>RNCC Global X Equal Weight Canadian Telecommunications Covered Call ETF</p> <p>Management Fee: 0.39%¹ Distributions: Monthly Risk Rating: ●●●●● Medium</p>	<p>HGY Global X Gold Yield ETF</p> <p>Management Fee: 0.60%¹ Distributions: Monthly (if any) Risk Rating: ●●●●● Medium</p>	<p>RNCL Global X Enhanced Equal Weight Canadian Telecommunications Covered Call ETF</p> <p>Management Fee: 0.65%¹ Distributions: Monthly Risk Rating: ●●●●● Medium to High</p>	<p>SVCL Global X Enhanced Silver Miners Covered Call ETF</p> <p>Management Fee: 0.85%¹ Distributions: Semi-Monthly Risk Rating: ●●●●● High</p> <p>NEW</p>
<p>BCCC/BCCC.U² Global X Bitcoin Covered Call ETF</p> <p>Management Fee: 0.65%¹ Distributions: Semi-monthly Risk Rating: ●●●●● High</p>	<p>AGCC Global X Silver Covered Call ETF</p> <p>Management Fee: 0.60%¹ Distributions: Monthly Risk Rating: ●●●●● High</p>	<p>BCCL/BCCL.U² Global X Enhanced Bitcoin Covered Call ETF</p> <p>Management Fee: 0.85%¹ Distributions: Semi-monthly Risk Rating: ●●●●● High</p>	<p>CMCL Global X Enhanced All-In-One Commodity Producers Equity Covered Call ETF</p> <p>Management Fee: 0.85%¹ Distributions: Semi-monthly Risk Rating: ●●●●● High</p> <p>NEW</p>
<p>CPCC Global X Copper Producer Equity Covered Call ETF</p> <p>Management Fee: 0.65%¹ Distributions: Monthly Risk Rating: ●●●●● High</p>	<p>SVCC Global X Silver Miners Covered Call ETF</p> <p>Management Fee: 0.65%¹ Distributions: Monthly Risk Rating: ●●●●● High</p> <p>NEW</p>		
<p>CMCC Global X All-In-One Commodity Producers Equity Covered Call ETF</p> <p>Management Fee: 0.65%¹ Distributions: Monthly Risk Rating: ●●●●● Medium to High</p> <p>NEW</p>	<p>URCC Global X Uranium Covered Call ETF</p> <p>Management Fee: 0.65%¹ Distributions: Monthly Risk Rating: ●●●●● High</p> <p>NEW</p>		



GLOBAL X
by Mirae Asset

Lowest Fees.*
Higher Alignment.

Canada's lowest cost access to the S&P/TSX 60™ Index and Nasdaq 100® Index

CNDX
Global X S&P/TSX 60 Index ETF

QQQX
Global X Nasdaq-100 Index ETF

*Relative to the typical management fee and management expense ratio (MER) of comparable regular investment funds as at April 30, 2026. Source: Bloomberg.

¹Plus applicable sales tax. ²Trades in U.S. Dollars.



Best of Canada

	<p>RING</p> <p>Global X Equal Weight Canadian Telecommunications Index ETF</p> <p>Management Fee: 0.25%² Distributions: Monthly</p> <p>Risk Rating: ●●●●●▲ Medium</p>	<p>MART</p> <p>Global X Equal Weight Canadian Groceries & Staples Index ETF</p> <p>Management Fee: 0.25%² Distributions: Annually</p> <p>Risk Rating: ●●●●●▲ Medium</p>	<p>SAFE</p> <p>Global X Equal Weight Canadian Insurance Index ETF</p> <p>Management Fee: 0.25%² Distributions: Monthly</p> <p>Risk Rating: ●●●●●▲ Medium</p>	<p>HBNK</p> <p>Global X Equal Weight Canadian Banks Index ETF</p> <p>Management Fee: 0.09%² Distributions: Monthly</p> <p>Risk Rating: ●●●●●▲ Medium</p>
	<p>PPLN¹</p> <p>Global X Equal Weight Canadian Pipelines Index ETF</p> <p>Management Fee: 0.25%² Distributions: Monthly</p> <p>Risk Rating: ●●●●●▲ High</p>	<p>UTIL³</p> <p>Global X Equal Weight Canadian Utilities Index ETF</p> <p>Management Fee: 0.25%² Distributions: Monthly (if any)</p> <p>Risk Rating: ●●●●●▲ Medium</p>	<p>NRGY</p> <p>Global X Equal Weight Canadian Oil & Gas Index ETF</p> <p>Management Fee: 0.40%² Distributions: Monthly</p> <p>Risk Rating: ●●●●●▲ High</p>	<p>REIT</p> <p>Global X Equal Weight Canadian REITs Index ETF</p> <p>Management Fee: 0.25%² Distributions: Monthly</p> <p>Risk Rating: ●●●●●▲ Medium to High</p>

Canadian Strategies

	<p>HAL</p> <p>Global X Active Canadian Dividend ETF</p> <p>Management Fee: 0.55%² Distributions: Quarterly (if any)</p> <p>Risk Rating: ●●●●●▲ Medium</p>	<p>NRGY</p> <p>Global X Equal Weight Canadian Oil & Gas Index ETF</p> <p>Management Fee: 0.40%² Distributions: Monthly</p> <p>Risk Rating: ●●●●●▲ High</p>	<p>INOC</p> <p>Global X Inovestor Canadian Equity Index ETF</p> <p>Management Fee: 0.50%² Distributions: Quarterly (if any)</p> <p>Risk Rating: ●●●●●▲ Medium</p>
--	---	--	---

U.S. and Global Equity

	<p>HAZ</p> <p>Global X Active Global Dividend ETF</p> <p>Management Fee: 0.65%² Distributions: Quarterly (if any)</p> <p>Risk Rating: ●●●●●▲ Medium</p>	<p>ETHI</p> <p>Global X Global Sustainability Leaders Index ETF</p> <p>Management Fee: 0.45%² Distributions: Quarterly (if any)</p> <p>Risk Rating: ●●●●●▲ Medium</p>	<p>UMRT</p> <p>Global X Equal Weight U.S. Groceries & Staples Index ETF</p> <p>Management Fee: 0.25%² Distributions: Annually</p> <p>Risk Rating: ●●●●●▲ Medium to High</p>
	<p>UBNK</p> <p>Global X Equal Weight U.S. Banks Index ETF</p> <p>Management Fee: 0.25%² Distributions: Quarterly</p> <p>Risk Rating: ●●●●●▲ High</p>	<p>CHQQ</p> <p>Global X China Hang Seng TECH Index ETF</p> <p>Management Fee: 0.55%² Distributions: Annually</p> <p>Risk Rating: ●●●●●▲ High</p>	<p>NYSX/NYSX.U⁴</p> <p>Global X NYSE 100 Index ETF</p> <p>Management Fee: 0.09%² Distributions: Annually (if any)</p> <p>Risk Rating: ●●●●●▲ High</p> <p>NEW</p>
	<p>DIVY.U⁵/DIVY</p> <p>Global X Active U.S. Dividend ETF</p> <p>Management Fee: 0.35%² Distributions: Quarterly</p> <p>Risk Rating: ●●●●●▲ Medium</p> <p>COMING SOON⁵</p>		

¹Formerly Global X Pipelines & Energy Services Index ETF. ²Plus applicable sales tax. ³Formerly Global X Canadian Utility Services High Dividend Index ETF. ⁴Trades in U.S. dollars. ⁵Global X Active U.S. Dividend ETF is expected to be available for trading on May 27, 2026.



THEMATICS

Technology

	<p>MTRX Global X Artificial Intelligence Infrastructure Index ETF Management Fee: 0.49%² Distributions: Annually (if any) Risk Rating: ●●●●●▲ High</p>	<p>CHPS/CHPS.U^{1,3} Global X Artificial Intelligence Semiconductor Index ETF Management Fee: 0.45%² Distributions: Annually (if any) Risk Rating: ●●●●●▲ High</p>	<p>AIQ⁴ Global X Artificial Intelligence & Technology Index ETF Management Fee: 0.49%² Distributions: Annually (if any) Risk Rating: ●●●●●▲ Medium to High</p>	<p>RBOT/RBOT.U¹ Global X Robotics & AI Index ETF Management Fee: 0.45%² Distributions: At Manager's Discretion Risk Rating: ●●●●●▲ High</p>	
	<p>HBGD/HBGD.U¹ Global X Big Data & Hardware Index ETF Management Fee: 0.45%² Distributions: At Manager's Discretion Risk Rating: ●●●●●▲ High</p>	<p>TTTX Global X Innovative Bluechip Top 10 Index ETF Management Fee: 0.49%² Distributions: Annually (if any) Risk Rating: ●●●●●▲ High</p>	<p>SHLD Global X Defence Tech Index ETF Management Fee: 0.49%² Distributions: Annually (if any) Risk Rating: ●●●●●▲ Medium</p>	<p>TOKN Global X Tokenization Ecosystem Index ETF Management Fee: 0.49%² Distributions: Annually (if any) Risk Rating: ●●●●●▲ High</p>	NEW
	<p>ORBX Global X Space Tech Index ETF Management Fee: 0.49%² Distributions: Annually (if any) Risk Rating: ●●●●●▲ High</p>	<p>PAVE.U¹/PAVE Global X U.S. Infrastructure Development Index ETF Management Fee: 0.49%² Distributions: Annually (if any) Risk Rating: ●●●●●▲ High</p>	NEW		

Energy Transition, Commodities and Wellness

	<p>GLDX Global X Gold Producers Index ETF Management Fee: 0.40%² Distributions: Annually Risk Rating: ●●●●●▲ High</p>	<p>COPP Global X Copper Producers Index ETF Management Fee: 0.65%² Distributions: Annually (if any) Risk Rating: ●●●●●▲ High</p>	<p>HMMJ/HMMJ.U¹ Global X Marijuana Life Sciences Index ETF Management Fee: 0.75%² Distributions: Quarterly (if any) Risk Rating: ●●●●●▲ High</p>	<p>HURA Global X Uranium Index ETF Management Fee: 0.75%² Distributions: At Manager's Discretion Risk Rating: ●●●●●▲ High</p>
	<p>HLIT Global X Lithium Producers Index ETF Management Fee: 0.75%² Distributions: Annually (if any) Risk Rating: ●●●●●▲ High</p>	<p>MEDX Global X Equal Weight Global Healthcare Index ETF Management Fee: 0.40%² Distributions: Quarterly Risk Rating: ●●●●●▲ Medium</p>	<p>COMX Global X All-In-One Commodity Producers Equity ETF Management Fee: 0.55%² Distributions: Annually Risk Rating: ●●●●●▲ Medium to High</p>	<p>SLVX Global X Silver Miners Index ETF Management Fee: 0.50%² Distributions: Annually Risk Rating: ●●●●●▲ High</p>

¹Trades in U.S. Dollars. | ²Plus applicable sales tax. | ³Formerly Global X Semiconductor Index ETF. | ⁴Formerly AIGO.



FIXED INCOME

Cash and Ultra-Short

	<p>CASH</p> <p>Global X High Interest Savings ETF</p> <p>Management Fee: 0.10%² Distributions: Monthly (if any)</p> <p>Risk Rating: ●●●●● ▲ Low</p>	<p>CASH.L⁶</p> <p>Global X High Interest Savings ETF</p> <p>Management Fee: 0.10%² Distributions: Quarterly (if any)</p> <p>Risk Rating: ●●●●● ▲ Low</p> <p>NEW</p>	<p>UCSH.U¹</p> <p>Global X USD High Interest Savings ETF</p> <p>Management Fee: 0.14%² Distributions: Monthly (if any)</p> <p>Risk Rating: ●●●●● ▲ Low</p>	<p>UCSH.V⁶</p> <p>Global X USD High Interest Savings ETF</p> <p>Management Fee: 0.14%² Distributions: Quarterly (if any)</p> <p>Risk Rating: ●●●●● ▲ Low</p> <p>NEW</p>
	<p>CBIL</p> <p>Global X 0-3 Month T-Bill ETF</p> <p>Management Fee: 0.10%² Distributions: Monthly</p> <p>Weighted Avg. Duration: 0.12³ Weighted Avg. YTM⁴: 2.28%³</p> <p>Risk Rating: ●●●●● ▲ Low</p>	<p>CBIL.U¹</p> <p>Global X 0-3 Month T-Bill ETF</p> <p>Management Fee: 0.10%² Distributions: Monthly</p> <p>Weighted Avg. Duration: 0.12³ Weighted Avg. YTM⁴: 2.28%³</p> <p>Risk Rating: ●●●●● ▲ Low</p>	<p>CBIL.L⁶</p> <p>Global X 0-3 Month T-Bill ETF</p> <p>Management Fee: 0.10%² Distributions: Quarterly (if any)</p> <p>Weighted Avg. Duration: 0.12³ Weighted Avg. YTM⁴: 2.28%³</p> <p>Risk Rating: ●●●●● ▲ Low</p> <p>NEW</p>	<p>UBIL.U¹</p> <p>Global X 0-3 Month U.S. T-Bill ETF</p> <p>Management Fee: 0.12%² Distributions: Monthly</p> <p>Weighted Avg. Duration: 0.16³ Weighted Avg. YTM⁴: 3.66%³</p> <p>Risk Rating: ●●●●● ▲ Low</p>
	<p>UBIL.V⁶</p> <p>Global X 0-3 Month U.S. T-Bill ETF</p> <p>Management Fee: 0.12%² Distributions: Quarterly (if any)</p> <p>Weighted Avg. Duration: 0.16³ Weighted Avg. YTM⁴: 3.66%³</p> <p>Risk Rating: ●●●●● ▲ Low</p> <p>NEW</p>	<p>HFR</p> <p>Global X Active Ultra-Short Investment Grade Bond ETF</p> <p>Management Fee: 0.40%² Distributions: Monthly (if any)</p> <p>Weighted Avg. Duration: 0.98³ Weighted Avg. YTM⁴: 3.37%³</p> <p>Risk Rating: ●●●●● ▲ Low</p>		


Treasuries

<p>U.S.</p>	<p>TSTX</p> <p>Global X 1-3 Year U.S. Treasury Bond Index ETF</p> <p>Management Fee: 0.15%² Distributions: Monthly</p> <p>Weighted Avg. Duration: 1.92³ Weighted Avg. YTM⁴: 3.88%³</p> <p>Risk Rating: ●●●●● ▲ Low to Medium</p>	<p>TSTX.F⁵</p> <p>Global X 1-3 Year U.S. Treasury Bond Index ETF</p> <p>Management Fee: 0.15%² Distributions: Monthly</p> <p>Weighted Avg. Duration: 1.92³ Weighted Avg. YTM⁴: 3.88%³</p> <p>Risk Rating: ●●●●● ▲ Low</p>	<p>TSTX.U¹</p> <p>Global X 1-3 Year U.S. Treasury Bond Index ETF</p> <p>Management Fee: 0.15%² Distributions: Monthly</p> <p>Weighted Avg. Duration: 1.92³ Weighted Avg. YTM⁴: 3.88%³</p> <p>Risk Rating: ●●●●● ▲ Low</p>
	<p>TLTX</p> <p>Global X 20+ Year U.S. Treasury Bond Index ETF</p> <p>Management Fee: 0.18%² Distributions: Monthly</p> <p>Weighted Avg. Duration: 15.58³ Weighted Avg. YTM⁴: 5.08%³</p> <p>Risk Rating: ●●●●● ▲ Medium</p>	<p>TLTX.F⁵</p> <p>Global X 20+ Year U.S. Treasury Bond Index ETF</p> <p>Management Fee: 0.18%² Distributions: Monthly</p> <p>Weighted Avg. Duration: 15.58³ Weighted Avg. YTM⁴: 5.08%³</p> <p>Risk Rating: ●●●●● ▲ Medium</p>	<p>TLTX.U¹</p> <p>Global X 20+ Year U.S. Treasury Bond Index ETF</p> <p>Management Fee: 0.18%² Distributions: Monthly</p> <p>Weighted Avg. Duration: 15.58³ Weighted Avg. YTM⁴: 5.08%³</p> <p>Risk Rating: ●●●●● ▲ Medium</p>


¹Trades in U.S. Dollars. | ²Plus applicable sales tax. | ³As at April 30, 2026. | ⁴YTM = Yield to Maturity. | ⁵Hedged Units. | ⁶Distributions in respect of the Accumulating Units of CASH, UCSH.U, CBIL and UBIL.U are expected to be made at least quarterly and will be automatically reinvested in additional Accumulating Units of the applicable ETF. Immediately following each such distribution, the Accumulating Units of CASH, UCSH.U, CBIL and UBIL.U will be consolidated so that following the consolidation, provided the amount reinvested was not reduced due to the application of withholding tax, the number of Accumulating Units held by each Unitholder will be the same as immediately preceding the distribution. Non-resident Unitholders may have the number of Accumulating Units reduced due to withholding tax.



Treasuries with Options Overlays

 Canada	<p>PAYS</p> <p><u>Global X Short-Term Government Bond Premium Yield ETF</u></p> <p>Management Fee: 0.40%² Distributions: Monthly Duration: 2.44³ Yield-to-Maturity⁴: 2.45%³ Risk Rating: ●●●●● ▲ Low</p>	<p>PAYM</p> <p><u>Global X Mid-Term Government Bond Premium Yield ETF</u></p> <p>Management Fee: 0.45%² Distributions: Monthly Duration: 7.18³ Yield-to-Maturity⁴: 2.89%³ Risk Rating: ●●●●● ▲ Low</p>	<p>PAYL</p> <p><u>Global X Long-Term Government Bond Premium Yield ETF</u></p> <p>Management Fee: 0.50%² Distributions: Monthly Duration: 13.50³ Yield-to-Maturity⁴: 3.46%³ Risk Rating: ●●●●● ▲ Low to Medium</p>
	<p>SPAY/SPAY.U¹</p> <p><u>Global X Short-Term U.S. Treasury Premium Yield ETF</u></p> <p>Management Fee: 0.35%² Distributions: Monthly Duration: 2.34³ Yield-to-Maturity⁴: 3.61%³ Risk Rating: ●●●●● ▲ Low</p>	<p>MPAY/MPAY.U¹</p> <p><u>Global X Mid-Term U.S. Treasury Premium Yield ETF</u></p> <p>Management Fee: 0.40%² Distributions: Monthly Duration: 6.92³ Yield-to-Maturity⁴: 3.89%³ Risk Rating: ●●●●● ▲ Low</p>	<p>LPAY/LPAY.U¹</p> <p><u>Global X Long-Term U.S. Treasury Premium Yield ETF</u></p> <p>Management Fee: 0.45%² Distributions: Monthly Duration: 13.29³ Yield-to-Maturity⁴: 4.27%³ Risk Rating: ●●●●● ▲ Low to Medium</p>
<p>U.S.</p>			


Broad Market and Investment Grade

	<p>HAD</p> <p><u>Global X Active Canadian Bond ETF</u></p> <p>Management Fee: 0.30%² Distributions: Monthly (if any) Weighted Avg. Duration: 7.00³ Weighted Avg. YTM⁴: 3.90%³ Risk Rating: ●●●●● ▲ Low</p>	<p>HAB</p> <p><u>Global X Active Corporate Bond ETF</u></p> <p>Management Fee: 0.50%² Distributions: Monthly (if any) Weighted Avg. Duration: 5.58³ Weighted Avg. YTM⁴: 4.26%³ Risk Rating: ●●●●● ▲ Low</p>	<p>HMP</p> <p><u>Global X Active Canadian Municipal Bond ETF</u></p> <p>Management Fee: 0.25%^{2,5} Distributions: Monthly (if any) Weighted Avg. Duration: 2.88³ Weighted Avg. YTM⁴: 3.47%³ Risk Rating: ●●●●● ▲ Low</p>

Global

	<p>HAF</p> <p><u>Global X Active Global Fixed Income ETF</u></p> <p>Management Fee: 0.45%² Distributions: Monthly (if any) Weighted Avg. Duration: 6.28³ Weighted Avg. YTM⁴: 6.27%³ Risk Rating: ●●●●● ▲ Low</p>
---	---

Preferred Shares

	<p>HPR</p> <p><u>Global X Active Preferred Share ETF</u></p> <p>Management Fee: 0.55%² Distributions: Monthly (if any) Weighted Avg. Duration: 6.62³ Weighted Avg. YTM⁴: 5.22%³ Risk Rating: ●●●●● ▲ Medium</p>	<p>HYBR</p> <p><u>Global X Active Hybrid Bond and Preferred Share ETF</u></p> <p>Management Fee: 0.55%² Distributions: Monthly (if any) Weighted Avg. Duration: 3.98³ Weighted Avg. YTM⁴: 5.06%³ Risk Rating: ●●●●● ▲ Medium</p>

¹Trades in U.S. Dollars. | ²Plus applicable sales tax. | ³As at April 30, 2026. | ⁴YTM = Yield to Maturity. | ⁵Annual Management Fee of HMP was permanently reduced from 0.29% to 0.25% effective February 10, 2026.




ALTERNATIVES


Liquid Alternatives and Multi-Strategy

	<p style="text-align: center;">HAC</p> <p style="text-align: center;">Global X Seasonal Rotation ETF</p> <p style="text-align: center;">Management Fee: 0.75%² Distributions: Annually (if any)</p> <p style="text-align: center;">Performance Fee: 20% of outperformance over high water mark and an annualized return of 5% (please see the prospectus for more information)</p> <p style="text-align: center;">Risk Rating: ●●●●● ▲ Medium</p>
---	---

Commodities, Energy and Metals

	<p style="text-align: center;">HUC</p> <p style="text-align: center;">Global X Crude Oil ETF</p> <p style="text-align: center;">Management Fee: 0.75%² Distributions: At Manager's Discretion</p> <p style="text-align: center;">Risk Rating: ●●●●● ▲ High</p>	<p style="text-align: center;">HUG</p> <p style="text-align: center;">Global X Gold ETF</p> <p style="text-align: center;">Management Fee: 0.20%² Distributions: At Manager's Discretion</p> <p style="text-align: center;">Risk Rating: ●●●●● ▲ Medium</p>
	<p style="text-align: center;">HUN</p> <p style="text-align: center;">Global X Natural Gas ETF</p> <p style="text-align: center;">Management Fee: 0.75%² Distributions: At Manager's discretion</p> <p style="text-align: center;">Risk Rating: ●●●●● ▲ High</p>	<p style="text-align: center;">HUZ</p> <p style="text-align: center;">Global X Silver ETF</p> <p style="text-align: center;">Management Fee: 0.65%² Distributions: At Manager's discretion</p> <p style="text-align: center;">Risk Rating: ●●●●● ▲ High</p>

Currency

	<p style="text-align: center;">DLR/DLR.U¹</p> <p style="text-align: center;">Global X US Dollar Currency ETF</p> <p style="text-align: center;">Management Fee: 0.45%² Distributions: Quarterly (if any)</p> <p style="text-align: center;">Risk Rating: ●●●●● ▲ Low to Medium</p>
---	---

¹Trades in U.S. Dollars. | ²Plus applicable sales tax.



ASSET ALLOCATION

	<p>HCON</p> <p>Global X Conservative Asset Allocation ETF</p> <p>Management Fee: 0.18%² Distributions: Monthly</p> <p>Risk Rating: ●●●●● ▲ Low to Medium</p>	<p>HBAL</p> <p>Global X Balanced Asset Allocation ETF</p> <p>Management Fee: 0.18%² Distributions: Monthly</p> <p>Risk Rating: ●●●●● ▲ Low to Medium</p>	<p>HGRW</p> <p>Global X Growth Asset Allocation ETF</p> <p>Management Fee: 0.18%² Distributions: Monthly</p> <p>Risk Rating: ●●●●● ▲ Low to Medium</p>	<p>HEQT</p> <p>Global X All-Equity Asset Allocation ETF</p> <p>Management Fee: 0.18%² Distributions: Monthly</p> <p>Risk Rating: ●●●●● ▲ Medium</p>
	40% EQUITY 60% FIXED INCOME	60% EQUITY 40% FIXED INCOME	80% EQUITY 20% FIXED INCOME	100% EQUITY
<p>HEQL</p> <p>Global X Enhanced All-Equity Asset Allocation ETF</p> <p>Management Fee: 0.45%² Distributions: Monthly</p> <p>Risk Rating: ●●●●● ▲ Medium</p>	<p>GRCC</p> <p>Global X Growth Asset Allocation Covered Call ETF</p> <p>Management Fee: 0.49%² Distributions: Monthly</p> <p>Risk Rating: ●●●●● ▲ Low to Medium</p>	<p>EQCC</p> <p>Global X All-Equity Asset Allocation Covered Call ETF</p> <p>Management Fee: 0.49%² Distributions: Monthly</p> <p>Risk Rating: ●●●●● ▲ Medium</p>	<p>EQCL</p> <p>Global X Enhanced All-Equity Asset Allocation Covered Call ETF</p> <p>Management Fee: 0.75%² Distributions: Monthly</p> <p>Risk Rating: ●●●●● ▲ Medium</p>	
25% LEVERAGED	COVERED CALL OVERLAY		25% LEVERAGE	
100% EQUITY	80% EQUITY 20% FIXED INCOME	100% EQUITY	100% EQUITY	

CORPORATE CLASS

Broad Equity

	<p>HXT/HXT.U¹</p> <p>Global X S&P/TSX 60 Index Corporate Class ETF</p> <p>Management Fee: 0.07%² Distributions: At Manager's Discretion</p> <p>Risk Rating: ●●●●● ▲ Medium</p>	<p>HXCN</p> <p>Global X S&P/TSX Capped Composite Index Corporate Class ETF</p> <p>Management Fee: 0.05%² Distributions: At Manager's Discretion</p> <p>Risk Rating: ●●●●● ▲ Medium</p>	<p>HXS/HXS.U¹</p> <p>Global X S&P 500 Index Corporate Class ETF</p> <p>Management Fee: 0.10%² Distributions: At Manager's Discretion</p> <p>Risk Rating: ●●●●● ▲ Medium</p>
	<p>HSH</p> <p>Global X S&P 500 CAD Hedged Index Corporate Class ETF</p> <p>Management Fee: 0.10%² Distributions: At Manager's Discretion</p> <p>Risk Rating: ●●●●● ▲ Medium</p>	<p>HULC/HULC.U¹</p> <p>Global X US Large Cap Index Corporate Class ETF</p> <p>Management Fee: 0.08%² Distributions: At Manager's Discretion</p> <p>Risk Rating: ●●●●● ▲ Medium</p>	<p>HXQ/HXQ.U¹</p> <p>Global X Nasdaq-100 Index Corporate Class ETF</p> <p>Management Fee: 0.25%² Distributions: At Manager's Discretion</p> <p>Risk Rating: ●●●●● ▲ Medium to High</p>
	<p>HXX</p> <p>Global X Europe 50 Index Corporate Class ETF</p> <p>Management Fee: 0.17%² Distributions: At Manager's Discretion</p> <p>Risk Rating: ●●●●● ▲ Medium</p>	<p>HXDM/HXDM.U¹</p> <p>Global X Intl Developed Markets Equity Index Corporate Class ETF</p> <p>Management Fee: 0.20%² Distributions: At Manager's Discretion</p> <p>Risk Rating: ●●●●● ▲ Medium</p>	<p>HXEM</p> <p>Global X Emerging Markets Equity Index Corporate Class ETF</p> <p>Management Fee: 0.25%² Distributions: At Manager's Discretion</p> <p>Risk Rating: ●●●●● ▲ Medium</p>

¹Trades in U.S. Dollars. ²Plus applicable sales tax.



Canadian Sectors and Strategies

	<p>HEWB Global X Equal Weight Canadian Banks Index Corporate Class ETF Management Fee: 0.25%² Distributions: At Manager's Discretion Risk Rating: ●●●●● ▲ Medium</p>	<p>HXF Global X S&P/TSX Capped Financials Index Corporate Class ETF Management Fee: 0.25%² Distributions: At Manager's Discretion Risk Rating: ●●●●● ▲ Medium</p>	<p>HXE Global X S&P/TSX Capped Energy Index Corporate Class ETF Management Fee: 0.25%² Distributions: At Manager's Discretion Risk Rating: ●●●●● ▲ High</p>
	<p>HCRE Global X Equal Weight Canadian REITs Index Corporate Class ETF Management Fee: 0.30%² Distributions: At Manager's Discretion Risk Rating: ●●●●● ▲ Medium to High</p>	<p>HXH Global X Canadian High Dividend Index Corporate Class ETF Management Fee: 0.10%² Distributions: At Manager's Discretion Risk Rating: ●●●●● ▲ Medium</p>	

Fixed Income and Cash

	<p>HSAV⁵ Global X Cash Maximizer Corporate Class ETF Management Fee: 0.18%² Distributions: At Manager's Discretion Risk Rating: ●●●●● ▲ Low</p>	<p>HSUV.U^{1,6} Global X USD Cash Maximizer Corporate Class ETF Management Fee: 0.18%² Distributions: At Manager's Discretion Risk Rating: ●●●●● ▲ Low</p>	<p>HBB Global X Canadian Select Universe Bond Index Corporate Class ETF Management Fee: 0.09%² Distributions: At Manager's Discretion Weighted Avg. Duration: 7.07³ Weighted Avg. YTM⁴: 3.65%³ Risk Rating: ●●●●● ▲ Low</p>
	<p>HTB/HTB.U¹ Global X US 7-10 Year Treasury Bond Index Corporate Class ETF Management Fee: 0.15%² Distributions: At Manager's Discretion Weighted Avg. Duration: 6.95³ Weighted Avg. YTM⁴: 4.30%³ Risk Rating: ●●●●● ▲ Low to Medium</p>	<p>HLPR Global X Laddered Canadian Preferred Share Index Corporate Class ETF Management Fee: 0.30%² Distributions: At Manager's Discretion Risk Rating: ●●●●● ▲ Medium</p>	

DEFINITIONS

Weighted Average Duration: The average duration of the underlying bonds in the portfolio or an index, as applicable, weighted by the relative size of each bond in that portfolio or index. Duration is a measure of the responsiveness of a bond's price to change in interest rates and the Weighted Average Duration of a portfolio or Index, as applicable, is a measure of the responsiveness of that portfolio or index to changes in interest rates. Bond prices generally move inversely to interest rates.

Weighted Average Yield to Maturity: The yield to maturity of a bond is stated as an interest rate and represents the present value of a bond's future coupon payment plus the difference between the bond's current market price and its par value receivable at maturity. The yield to maturity considers not only the coupon income, but any capital gain or loss that the investor will realize by holding the bond to maturity. It also considers the reinvestment of the coupons. The Weighted Average Yield to Maturity is the average yield to maturity of each of the underlying bonds in the portfolio or index (as applicable) weighted by the relative size of each bond in that portfolio or index.

¹Trades in U.S. Dollars. | ²Plus applicable sales tax. | ³As at April 30, 2026. | ⁴YTM = Yield to Maturity.

⁵On February 3, 2022, HSAV suspended new subscriptions after reaching approximately \$2 Billion in assets. Please refer to the [press release](#) for more information.

⁶On January 9, 2023, HSUV.U suspended new subscriptions after reaching approximately US\$775 Million in assets. Please refer to the [press release](#) for more information.



DISCLAIMERS

Effective March 4, 2025, the investment objectives, ETF names, and management fees of PPLN, CHPS, and UTIL were updated following the necessary unitholder and regulatory approvals. For full details, please refer to the press release and the disclosure documents available at www.GlobalX.ca.

Effective June 24, 2022, the investment objectives of the Global X S&P/TSX 60 Covered Call ETF ("CNCC"), the Global X Canadian Oil and Gas Equity Covered Call ETF ("ENCC"), the Global X Equal Weight Canadian Bank Covered Call ETF ("BKCC"), the Global X S&P 500 Covered Call ("USCC.U, USCC"), the Global X NASDAQ-100 Covered Call ETF ("QQCC"), and the Global X Gold Producer Equity Covered Call ETF ("GLCC"), were changed following receipt of the required unitholder and regulatory approvals. For more information, please refer to the disclosure documents of the ETFs at www.GlobalX.ca.

Commissions, management fees, and expenses all may be associated with an investment in products (the "Global X Funds") managed by Global X Investments Canada Inc. The Global X Funds are not guaranteed, their values change frequently and past performance may not be repeated. Certain Global X Funds may have exposure to leveraged investment techniques that magnify gains and losses which may result in greater volatility in value and could be subject to aggressive investment risk and price volatility risk. Such risks are described in the prospectus. The Global X Money Market Funds are not covered by the Canada Deposit Insurance Corporation, the Federal Deposit Insurance Corporation, or any other government deposit insurer. There can be no assurances that the money market fund will be able to maintain its net asset value per security at a constant amount or that the full amount of your investment in the Funds will be returned to you. Past performance may not be repeated. The prospectus contains important detailed information about the Global X Funds. **Please read the relevant prospectus before investing.**

Global X Total Return Index ETFs ("Global X TRI ETFs") are generally index-tracking ETFs that use an innovative investment structure known as a Total Return Swap to deliver index returns in a low-cost manner. Unlike a physical replication ETF that typically purchases the securities found in the relevant index in the same proportions as the index, most Global X TRI ETFs use a synthetic structure that never buys the securities of an index directly. Instead, the ETF receives the total return of the index by entering into a Total Return Swap agreement with one or more counterparties, typically large financial institutions, which will provide the ETF with the total return of the index in exchange for the interest earned on the cash held by the ETF. Any distributions which are paid by the index constituents are reflected automatically in the net asset value (NAV) of the ETF. As a result, the Global X TRI ETF receives the total return of the index (before fees), which is reflected in the ETF's share price, and investors are not expected to receive any taxable distributions. Certain Global X TRI ETFs (Global X Nasdaq-100 Index Corporate Class ETF and Global X US Large Cap Index Corporate Class ETF) use physical replication instead of a total return swap. The Global X Cash Maximizer Corporate Class ETF and Global X USD Cash Maximizer Corporate Class ETF use cash accounts and do not track an index but rather receive interest paid on cash deposits that can change over time.

The Global X Bitcoin Covered Call ETF (BCCC) and the Global X Enhanced Bitcoin Covered Call ETF (BCCL) are each exchange traded alternative mutual funds that invest in other alternative mutual funds that invest, directly or indirectly, in Bitcoin. There are inherent risks associated with products linked to crypto assets, including Bitcoin Futures. While Bitcoin Futures are traded on a regulated exchange and cleared by regulated central counterparties, direct or indirect exposure to the high level of risk of Bitcoin Futures will not be suitable for all types of investors. Given the speculative nature of bitcoin and the volatility of the digital currency markets, there is no assurance that BCCC or BCCL will be able to meet their respective investment objectives. An investment in BCCC or BCCL is not intended as a complete investment program and is appropriate only for investors who have a sophisticated knowledge and understanding of Bitcoin and the capacity to absorb a loss of some or all of their investment. An investment in either BCCC or BCCL is considered high risk.

CASH, HSAV, HSUV.U, and UCSH.U use cash accounts and do not track a traditional benchmark but rather receives interest paid on cash deposits that can change over time. These ETFs primarily invest in bank deposit accounts.

Certain ETFs are alternative investment funds ("Alternative ETFs") within the meaning of the National Instrument 81-102 Investment Funds ("NI 81-102") and are permitted to use strategies generally prohibited by conventional mutual funds, such as the ability to invest more than 10% of their net asset value in securities of a single issuer, the ability to borrow cash, to short sell beyond the limits prescribed for conventional mutual funds and to employ leverage of up to 300% of net asset value. While these strategies will only be used in accordance with the investment objectives and strategies of the Alternative ETFs, during certain market conditions they may accelerate the risk that an investment in ETF Shares of such Alternative ETF decreases in value. The Alternative ETFs will comply with all requirements of NI 81-102, as such requirements may be modified by exemptive relief obtained on behalf of the ETF.

The payment of distributions, if any, is not guaranteed and may fluctuate at any time. The payment of distributions should not be confused with an exchange-traded fund's ("ETF") performance, rate of return, or yield. If distributions paid by the ETF are greater than the performance of the ETF, distributions paid may include a return of capital and an investor's original investment will decrease. A return of capital is not taxable to the investor, but will generally reduce the adjusted cost base of the securities held for tax purposes. Distributions are paid as a result of capital gains realized by an ETF, and income and dividends earned by an ETF are taxable to the investor in the year they are paid. The investor's adjusted cost base will be reduced by the amount of any returns of capital. If the investor's adjusted cost base goes below zero, investors will realize capital gains equal to the amount below zero. Future distribution dates may be amended at any time. To recognize that these distributions have been allocated to investors for tax purposes the amounts of these distributions should be added to the adjusted cost base of the units held. The characterization of distributions, if any, for tax purposes, (such as dividends/other income/capital gains, etc.) will not be known for certain until after the ETF's tax year-end. Therefore, investors will be informed of the tax characterization after year-end and not with each distribution if any. For tax purposes, these amounts will be reported annually by brokers on official tax statements. **Please refer to the applicable ETF distribution policy in the prospectus for more information.**

If applicable to the ETF, the sub-advisor and manager have a direct interest in the management fees and performance fees of the Global X Funds, and may, at any given time, have a direct or indirect interest in the Global X Funds or its holdings.

The Global X ETFs are not sponsored, endorsed, sold, or promoted by S&P, TSX, NASDAQ MX Group, or Morningstar and their affiliated companies and none of these parties make any representation, warranty, or condition regarding the advisability of buying, selling or holding units shares in the Global X ETFs. All trademarks/service marks are registered by their respective owners. None of the owners thereof or any of their affiliates sponsor, endorse, sell, promote or make any representation regarding the advisability of investing in the Global X ETFs. Complete trademark and service-mark information are available at <http://www.GlobalX.ca/legal/Trademarks>.

Standard & Poor's® and "S&P®" are registered trademarks of Standard & Poor's Financial Services LLC ("S&P") and have been licensed for use by Global X Investments Canada Inc. ("Global X"). The Global X ETFs are not sponsored, endorsed, sold or promoted by S&P, and S&P makes no representation, warranty or condition regarding the advisability of buying, selling or holding units/shares in the Global X ETFs.

Nasdaq®, Nasdaq-100®, and Nasdaq-100 Index® are trademarks of The Nasdaq Stock Market, Inc. (which with its affiliates is referred to as the "Corporations") and are licensed for use by Global X Investments Canada Inc. The Product(s) have not been passed on by the Corporations as to their legality or suitability. The Product(s) are not issued, endorsed, sold, or promoted by the Corporations. **THE CORPORATIONS MAKE NO WARRANTIES AND BEAR NO LIABILITY WITH RESPECT TO THE PRODUCT(S).**

The funds or securities referred to herein are not sponsored, endorsed, or promoted by MSCI, and MSCI bears no liability with respect to any such funds or securities or any index on which such funds or securities are based. The prospectus contains a more detailed description of the limited relationship MSCI has with Global X Investments Canada Inc. ("Global X") and any related funds.

The Global X Russell 2000 Index ETF ("RSSX.U"), the Global X Russell 2000 Covered Call ETF ("RSCC") and the Global X Enhanced Russell 2000 Covered Call ETF ("RSCL") (in this disclaimer, the "Russell 2000 Funds") have been developed solely by Global X Investments Canada Inc. The Russell 2000 Funds are not in any way connected to or sponsored, endorsed, sold or promoted by the London Stock Exchange Group plc and its group undertakings (collectively, the "LSE Group"). FTSE Russell is a trading name of certain of the LSE Group



companies. All rights in the RUSSELL 2000 RIC CAPPED INDEX (in this disclaimer, the “Index”) vest in the relevant LSE Group company, which owns the Index. Russell® is a trademark of the relevant LSE Group company and is/are used by any other LSE Group company under license. The Index is calculated by Frank Russell Company, an affiliate of FTSE International Limited. The LSE Group does not accept any liability whatsoever to any person arising out of (a) the use of, reliance on or any error in the Index or (b) investment in or operation of the Russell 2000 Funds. The LSE Group makes no claim, prediction, warranty or representation either as to the results to be obtained from the Russell 2000 Funds or the suitability of the Index for the purpose to which it is being put by Global X Investments Canada Inc.

ICE US Treasury 20+ Year Bond Index is used with permission. “ICE US Treasury 20+ Year Bond Index SM/®” is a service/trademark of ICE Data or its affiliates and BofA® is a registered trademark of Bank of America Corporation licensed by Bank of America Corporation and its affiliates (“BofA”) and may not be used without BofA’s prior written approval. These trademarks have been licensed, along with the Index for use by Global X Investments Canada Inc. in connection with Global X 20+ Year U.S. Treasury Bond Index ETF (the “Product”).

ICE US Treasury 1-3 Year Bond Index is used with permission. ICE US Treasury 1-3 Year Bond Index SM/®” is a service/trademark of ICE Data or its affiliates and BofA® is a registered trademark of Bank of America Corporation licensed by BofA and may not be used without BofA’s prior written approval. These trademarks have been licensed, along with the Index for use by Global X Investments Canada Inc. in connection with Global X 1-3 Year U.S. Treasury Bond Index ETF (the “Product”).

The NYSE 100 Index (“Index”) is used with permission. “NYSE 100 Index SM/®” is a service/trademark of ICE Data or its affiliates, and BofA® is a registered trademark of Bank of America Corporation licensed by Bank of America Corporation and its affiliates (“BofA”) and may not be used without BofA’s prior written approval. These trademarks have been licensed, along with the Index, for use by Global X Investments Canada Inc. in connection with the Global X NYSE 100 Index ETF (the “Product”).

Neither Global X Investments Canada Inc. nor the Product, as applicable, are sponsored, endorsed, sold or promoted by ICE Data, its affiliates or its third-party suppliers (“ICE Data and its Suppliers”). ICE Data and its Suppliers make no representations or warranties regarding the advisability of investing in securities generally, in the Product particularly, the ETF or the ability of the Index to track general market performance. Past performance of an index is not an indicator of or a guarantee of future results.

ICE Data’s only relationship to Global X Investments Canada Inc. is the licensing of certain trademarks and trade names and the Index or components thereof. The Index is determined, composed and calculated by ICE Data without regard to Global X Investments Canada Inc. or the Product or its holders. ICE Data has no obligation to take the needs of Global X Investments Canada Inc. or the holders of the Product into consideration in determining, composing or calculating the Index. ICE Data is not responsible for and has not participated in the determination of the timing of, prices of, or quantities of the Product to be issued or in the determination or calculation of the equation by which the Product is to be priced, sold, purchased, or redeemed. Except for certain custom index calculation services, all information provided by ICE Data is general in nature and not tailored to the needs of Global X Investments Canada Inc. or any other person, entity or group of persons. ICE Data has no obligation or liability in connection with the administration, marketing, or trading of the Product. ICE Data is not an investment advisor. Inclusion of a security within an index is not a recommendation by ICE Data to buy, sell, or hold such security, nor is it considered to be investment advice.

ICE DATA AND ITS SUPPLIERS DISCLAIM ANY AND ALL WARRANTIES AND REPRESENTATIONS, EXPRESS AND/OR IMPLIED, INCLUDING ANY WARRANTIES OF MERCHANTABILITY OR FITNESS FOR A PARTICULAR PURPOSE OR USE, INCLUDING THE INDICES, INDEX DATA AND ANY INFORMATION INCLUDED IN, RELATED TO, OR DERIVED THEREFROM (“INDEX DATA”). ICE DATA AND ITS SUPPLIERS SHALL NOT BE SUBJECT TO ANY DAMAGES OR LIABILITY WITH RESPECT TO THE ADEQUACY, ACCURACY, TIMELINESS OR COMPLETENESS OF THE INDICES OR THE INDEX DATA, WHICH ARE PROVIDED ON AN “AS IS” BASIS AND YOUR USE IS AT YOUR OWN RISK.

The Hang Seng TECH Index is published and compiled by Hang Seng Indexes Company Limited pursuant to a license from Hang Seng Data Services Limited. The mark and name Hang Seng TECH Index are proprietary to Hang Seng Data Services Limited. Hang Seng Indexes Company Limited and Hang Seng Data Services Limited have agreed to the use of, and reference to, the Index by Global X Investments Canada Inc. in connection with Global X China Hang Seng TECH Index ETF (the “Product”), BUT NEITHER HANG SENG INDEXES COMPANY LIMITED NOR HANG SENG DATA SERVICES LIMITED WARRANTS OR REPRESENTS OR GUARANTEES TO ANY BROKER OR HOLDER OF THE PRODUCT OR ANY OTHER PERSON (i) THE ACCURACY OR COMPLETENESS OF THE INDEX AND ITS COMPUTATION OR ANY INFORMATION RELATED THERETO; OR (ii) THE FITNESS OR SUITABILITY FOR ANY PURPOSE OF THE INDEX OR ANY COMPONENT OR DATA COMPRISED IN IT; OR (iii) THE RESULTS WHICH MAY BE OBTAINED BY ANY PERSON FROM THE USE OF THE INDEX OR ANY COMPONENT OR DATA COMPRISED IN IT FOR ANY PURPOSE, AND NO WARRANTY OR REPRESENTATION OR GUARANTEE OF ANY KIND WHATSOEVER RELATING TO THE INDEX IS GIVEN OR MAY BE IMPLIED. The process and basis of computation and compilation of the Index and any of the related formula or formulae, constituent stocks and factors may at any time be changed or altered by Hang Seng Indexes Company Limited without notice. TO THE EXTENT PERMITTED BY APPLICABLE LAW, NO RESPONSIBILITY OR LIABILITY IS ACCEPTED BY HANG SENG INDEXES COMPANY LIMITED OR HANG SENG DATA SERVICES LIMITED (i) IN RESPECT OF THE USE OF AND/OR REFERENCE TO THE INDEX BY GLOBAL X INVESTMENTS CANADA INC. IN CONNECTION WITH THE PRODUCT; OR (ii) FOR ANY INACCURACIES, OMISSIONS, MISTAKES OR ERRORS OF HANG SENG INDEXES COMPANY LIMITED IN THE COMPUTATION OF THE INDEX; OR (iii) FOR ANY INACCURACIES, OMISSIONS, MISTAKES, ERRORS OR INCOMPLETENESS OF ANY INFORMATION USED IN CONNECTION WITH THE COMPUTATION OF THE INDEX WHICH IS SUPPLIED BY ANY OTHER PERSON; OR (iv) FOR ANY ECONOMIC OR OTHER LOSS WHICH MAY BE DIRECTLY OR INDIRECTLY SUSTAINED BY ANY BROKER OR HOLDER OF THE PRODUCT OR ANY OTHER PERSON DEALING WITH THE PRODUCT AS A RESULT OF ANY OF THE AFORESAID, AND NO CLAIMS, ACTIONS OR LEGAL PROCEEDINGS MAY BE BROUGHT AGAINST HANG SENG INDEXES COMPANY LIMITED AND/OR HANG SENG DATA SERVICE LIMITED in connection with the Product in any manner whatsoever by any broker, holder or other person dealing with the Product. Any broker, holder or other person dealing with the Product does so therefore in full knowledge of this disclaimer and can place no reliance whatsoever on Hang Seng Indexes Company Limited and Hang Seng Data Services Limited. For the avoidance of doubt, this disclaimer does not create any contractual or quasi-contractual relationship between any broker, holder or other person and Hang Seng Indexes Company Limited and/or Hang Seng Data Services Limited and must not be construed to have created such relationship.

This communication is intended for informational purposes only and does not constitute an offer to sell or the solicitation of an offer to purchase investment products (the “Global X Funds”) managed by Global X Investments Canada Inc. and is not, and should not be construed as, investment, tax, legal or accounting advice, and should not be relied upon in that regard. Individuals should seek the advice of professionals, as appropriate, regarding any particular investment. Investors should consult their professional advisors prior to implementing any changes to their investment strategies. These investments may not be suitable to the circumstances of an investor.

Global X Investments Canada Inc. (“Global X”) is a wholly owned subsidiary of Mirae Asset Global Investments Co., Ltd. (“Mirae Asset”), the Korea-based asset management entity of Mirae Asset Financial Group. Global X is a corporation existing under the laws of Canada and is the manager, investment manager and trustee of the Global X Funds.

© 2026 Global X Investments Canada Inc. All Rights Reserved.

For more information on Global X Investments Canada Inc. and its suite of ETFs, visit www.GlobalX.ca

Published May 25, 2026.